

Tips For Houndini Proofing Your Home




Pay attention to your pet's behavior.

Your pet's behavior can help you understand how to prevent them from running off.

Secure the front & back door.

Pets are explorers and will wander outside if the door is open. A tiny gap can be enough for cats or small dogs to squeeze through.



Do not rely on screens.

Pets can scratch, chew, or charge their way through screens if unattended. If you must leave windows open, reinforce with pet safe screening.


Create a safe space.

Pets need a quiet space where they can go to relax and feel safe, with a door or gate that is secure, complete with fresh water, and a comfy place to sleep.



Clip those tips!

Claws can be used to snag and tear screens. Just the smallest opening is often enough for a determined furball to bust through.




Examine your pet's favorite spot.

They may just be hiding.



Baby gates can be a solution for small pets.

Small dogs can be guarded by a baby gate that's too tall for them to leap over.




Inform your guests.

If your pet is known to bolt through the front door when it's opened, then inform any guests you have before they arrive to be cautious upon entry.



Know where your pet is before you leave.

This will help you notice if your pet is missing and allow you to respond quickly.



Tag your pet with an ID.

If all else fails make sure your pet is wearing a collar with an up-to-date ID tag. ID tags help get your animal home quickly. Try a PetHub Digital ID TagSM as it provides multiple ways for your pet to get home.

