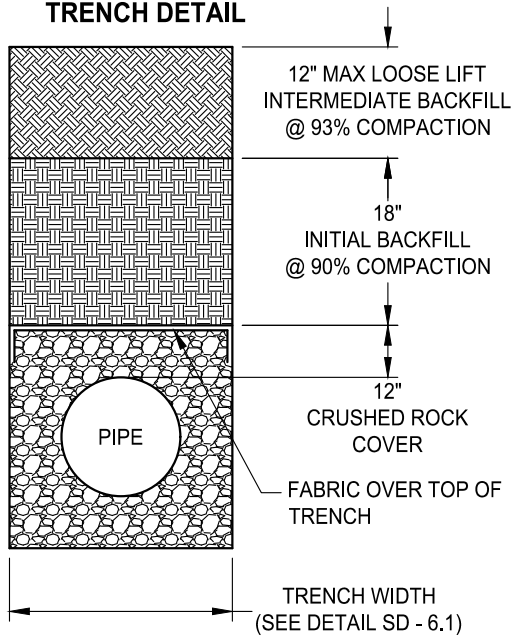
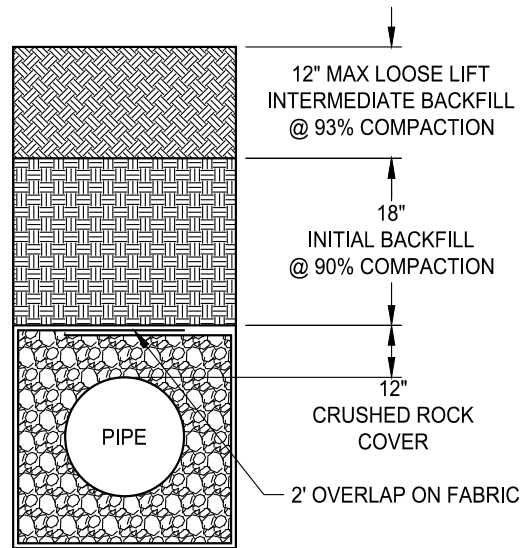


**TYPE "A"
SANITARY SEWER / STORM DRAIN
TRENCH DETAIL**



**TYPE "B"
SANITARY SEWER / STORM DRAIN
TRENCH DETAIL**

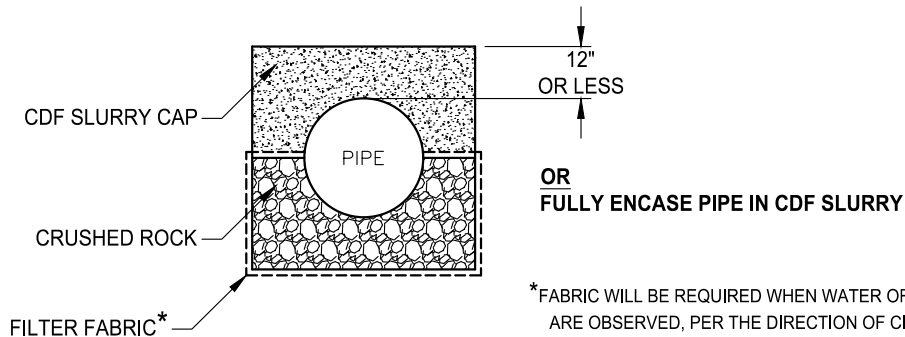


NOTES

- 1 GEOTECTILE FABRIC, PER CITY OF ELK GROVE STANDARD SPECIFICATIONS.
- 2 IF SUBGRADE IS WITHIN 12" OF TOP OF PIPE, BACKFILL MATERIAL TO BE CLASS 2 AGGREGATE BASE, OR CDF PER SPECIFICATIONS.
- 3 INITIAL BACKFILL TO BE PLACED IN AN 18" LOOSE LIFT, COMPACTED TO 12".
- 4 TRENCH DAMS TO BE INSTALLED EVERY MANHOLE RUN.
- 5 CDF BACKFILL AROUND MANHOLES TO BE INSTALLED PER SPECIFICATIONS.

**TYPE "C"
STORM DRAIN TRENCH DETAIL FOR SHALLOW COVER**

FOR USE WITH PVC PIPE ONLY
RCP CLASS IV OR V TO BE BACKFILLED PER NOTE 2



*FABRIC WILL BE REQUIRED WHEN WATER OR SOIL STABILITY CONDITIONS ARE OBSERVED, PER THE DIRECTION OF CITY GEOTECHNICAL STAFF.

DATE: 09/22/2017		NOT TO SCALE	
REVISION	BY	APPROVED	DATE

CITY OF ELK GROVE - PUBLIC WORKS

STORM DRAIN TRENCH DETAIL

APPROVED BY:
Robert Murdoch
CITY ENGINEER 10/24/2018
DATE



DRAWING NUMBER

SD - 6.0