

Elk Grove, CA

The National Community Survey

Report of Results

2021

Report by:



POWERED BY POLCO



Visit us online!
www.polco.us

Table of Contents

About The NCS™	1
Methods	3
Highlights	6
Facets of Livability	7
Quality of Life	10
Governance	11
Economy	13
Mobility	15
Community Design	17
Utilities	19
Safety	21
Natural Environment	23
Parks and Recreation	25
Health and Wellness	27
Education, Arts, and Culture	29
Inclusivity and Engagement	32
Residents' Participation Levels	33
Custom Questions	35
Open-Ended Questions	38
National Benchmark Tables	39
Custom Benchmark Tables	45
Complete Set of Frequencies	41
Full Trends	73
Methods (Open Participation)	80
Open Participation Survey Results	81
The City of Elk Grove 2021 Community Survey	102

About The NCS™

The National Community Survey™ (The NCS™) report is about the “livability” of Elk Grove. A livable community is a place that is not simply habitable, but that is desirable. It is not only where people do live, but where they want to live. The survey was developed by the experts from National Research Center (NRC) at Polco.

Great communities are partnerships of the government, private sector, community-based organizations and residents, all geographically connected. The NCS captures residents’ opinions considering ten central facets of a community:

- Economy
- Mobility
- Community Design
- Utilities
- Safety
- Natural Environment
- Parks and Recreation
- Health and Wellness
- Education, Arts, and Culture
- Inclusivity and Engagement

The report provides the opinions of a representative sample of 723 residents of the City of Elk Grove collected from October 26th, 2021 to December 17th, 2021. The margin of error around any reported percentage is 4% for all respondents and the response rate for the 2021 survey was 11%. Survey results were weighted so that the demographic profile of respondents was representative of the demographic profile of adults in Elk Grove.

How the results are reported

For the most part, the percentages presented in the following tabs represent the “percent positive.” Most commonly, the percent positive is the combination of the top two most positive response options (i.e., excellent/good, very safe/somewhat safe, etc.). On many of the questions in the survey respondents may answer “don’t know.” The proportion of respondents giving this reply is shown in the full set of responses included in the tab “Complete data.” However, these responses have been removed from the analyses presented in most of the tabs. In other words, the tables and graphs display the responses from respondents who had an opinion about a specific item.

Comparisons to benchmarks

NRC’s database of comparative resident opinion is comprised of resident perspectives gathered in surveys from over 600 communities whose residents evaluated the same kinds of topics on The National Community Survey. The comparison evaluations are from the most recent survey completed in each community in the last five years. NRC adds the latest results quickly upon survey completion, keeping the benchmark data fresh and relevant. The communities in the database represent a wide geographic and population range. In each tab, Elk Grove’s results are noted as being “higher” than the benchmark, “lower” than the benchmark, or “similar” to the benchmark, meaning that the average rating given by Elk Grove residents is statistically similar to or different (greater or lesser) than the benchmark. Being rated as “higher” or “lower” than the benchmark means that Elk Grove’s average rating for a particular item was more than 10 points different than the benchmark. If a rating was “much higher” or “much lower,” then Elk Grove’s average rating was more than 20 points different when compared to the benchmark.

The survey was administered during the COVID-19 pandemic, a time of challenge for many local governments. While we provide comparisons to national benchmarks, it is important to note that much of the benchmark data was collected prior to the pandemic. This may impact how your City’s 2021 ratings compare to other communities’ ratings from the past five years.



Trends over time

Trend data for Elk Grove represent important comparison data and should be examined for improvements or declines*. Deviations from stable trends over time represent opportunities for understanding how local policies, programs, or public information may have affected residents' opinions. Changes between survey years have been noted with an arrow and the percent difference. If the difference is greater than six percentage points between the 2019 and 2021 surveys, the change is statistically significant.

* In 2020, The NCS survey was updated to include new and refreshed items. Consequently, some of the trends may be impacted due to wording modifications that could have potentially altered the meaning of the item for the respondent. Additionally, this survey was administered during the COVID-19 pandemic, which may have affected some aspects of livability in your community and may be reflected in your City's 2021 ratings. Further attention to trends in the coming years will help identify which items were influenced by the pandemic and whether any lasting impacts remain.

Methods

Selecting survey recipients

All households within the City of Elk Grove were eligible to participate in the survey. A list of all households within the zip codes serving Elk Grove was purchased from Go-Dog Direct based on updated listings from the United States Postal Service. Since some of the zip codes that serve the City of Elk Grove households may also serve addresses that lie outside of the community, the exact geographic location of each housing unit was compared to community boundaries using the most current municipal boundary file. Addresses located outside of the City of Elk Grove boundaries were removed from the list of potential households to survey. Each address identified as being within city boundaries was further identified as being within one of the three areas. From that list, addresses were randomly selected as survey recipients, with multi-family housing units (defined as those with a unit number) sampled at a rate of 5:3 compared to single family housing units.

An individual within each household was selected using the birthday method. The birthday method selects a person within the household by asking the “person whose birthday has most recently passed” to complete the questionnaire. The underlying assumption in this method is that day of birth has no relationship to the way people respond to surveys. This instruction was contained in the introduction of the survey.

Conducting the survey

The 6,600 randomly selected households received mailings beginning on October 26th, 2021 and the survey remained open for 7 weeks. For 3,300 households, the first mailing was a postcard inviting the household to participate in the survey. The next mailing contained a cover letter with instructions, the survey questionnaire, and a postage-paid return envelope. The final mailing contained a reminder letter, another survey, and a postage-paid return envelope. For the remaining 3,300 households, the first mailing was a postcard inviting the household to participate, followed one week later by a reminder postcard. All mailings included a web link to give residents the opportunity to respond to the survey online. All follow-up mailings asked those who had not completed the survey to do so and those who had already done so to refrain from completing the survey again.

About 1% of the 6,600 mailed invitations or surveys were returned because the household address was vacant or the postal service was unable to deliver the survey as addressed. Of the remaining 6,531 households that received the invitations to participate, 723 completed the survey, providing an overall response rate of 11%. The response rate was calculated using AAPOR’s response rate #2* for mailed surveys of unnamed persons.

It is customary to describe the precision of estimates made from surveys by a “level of confidence” and accompanying “confidence interval” (or margin of error). A traditional level of confidence, and the one used here, is 95%. The 95% confidence interval can be any size and quantifies the sampling error or imprecision of the survey results because some residents’ opinions are relied on to estimate all residents’ opinions. The margin of error for the City of Elk Grove survey is no greater than plus or minus four percentage points around any given percent reported for all respondents (723 completed surveys).

In addition to the randomly selected “probability sample” of households, a link to an online open participation survey was publicized by the City of Elk Grove. The open participation survey was identical to the probability sample survey with two small updates; it included a map at the beginning asking where the respondent lives and a question about where they heard about the survey. The open participation survey was open to all city residents and became available on November 30th, 2021. The survey remained open until December 17. The data presented in the following tabs exclude the open participation survey data, but a tab at the end provides the complete frequency of responses to questions by the open participation respondents.

Analyzing the data

Responses from mailed surveys were entered into an electronic dataset using a “key and verify” method, where all responses are entered twice and compared to each other. Any discrepancies were resolved in comparison to the original survey form. Range checks as well as other forms of quality control were also performed. Responses from surveys completed on the Polco website were downloaded and merged with the mailed survey responses.

The demographics of the survey respondents were compared to those found in the 2010 Census and 2019 American Community Survey estimates for adults in the City of Elk Grove. The primary objective of weighting survey data is to make the survey respondents reflective of the larger population of the community. The characteristics used for weighting were age, sex, race, Hispanic origin, housing type, housing tenure, and area (zip codes in the community). No adjustments were made for design effects. Weights were calculated using an iterative, multiplicative raking model known as the ANES Weighting Algorithm.* The results of the weighting scheme for the probability sample are presented in the following table.

NRC aligns demographic labels with those used by the U.S. Census for reporting purposes, when possible. Some categories (e.g., age, race/Hispanic origin, housing type, and length of residency) are combined into smaller subgroups.

		Unweighted	Weighted	Target*
Age	18-34	5%	23%	28%
	35-54	36%	41%	38%
	55+	59%	36%	34%
Area	95624	36%	37%	37%
	95757	29%	27%	28%
	95758	35%	36%	35%
Hispanic origin	No, not Spanish, Hispanic, or Latino	87%	84%	84%
	Spanish, Hispanic, or Latino	13%	16%	16%
Housing tenure	Own	88%	75%	75%
	Rent	12%	25%	25%
Housing type	Attached	7%	12%	12%
	Detached	93%	88%	88%
Race & Hispanic origin	Not white alone	53%	63%	63%
	White alone, not Hispanic or Latino	47%	37%	37%
Sex	Female	52%	54%	53%
	Male	48%	46%	47%
Sex/age	Female 18-34	3%	13%	14%
	Female 35-54	20%	22%	20%
	Female 55+	30%	20%	19%
	Male 18-34	2%	11%	14%
	Male 35-54	17%	19%	18%
	Male 55+	29%	16%	15%

The survey datasets were analyzed using all or some of a combination of the Statistical Package for the Social Sciences (SPSS), R, Python and Tableau. For the most part, the percentages presented in the reports represent the “percent positive.” The percent positive is the combination of the top two most positive response options (i.e., excellent/good, very safe/somewhat safe, essential/very important, etc.), or, in the case of resident behaviors/participation, the percent positive represents the proportion of respondents indicating “yes” or participating in an activity at least once a month.

On many of the questions in the survey respondents may answer “don’t know.” The proportion of respondents giving this reply is shown in the full set of responses included in the tab “Complete data”. However, these responses have been removed from the analyses presented in the reports. In other words, the tables and graphs display the responses from respondents who had an opinion about a specific item.

Contact

The City of Elk Grove funded this research. Please contact Carrie Whitlock of the City of Elk Grove at cwhitlock@elkgrovecity.org if you have any questions about the survey.

Survey Validity

See the Polco Knowledge Base article on survey validity at <https://info.polco.us/knowledge/statistical-vali>

* See AAPOR’s Standard Definitions for more information at

<https://www.aapor.org/Publications-Media/AAPOR-Journals/Standard-Definitions.aspx>

* Pasek, J. (2010). ANES Weighting Algorithm. Retrieved from

<https://web.stanford.edu/group/iriss/cgi-bin/anesrake/resources/RakingDescription.pdf>

* Targets come from the 2010 Census and 2019 American Community Survey

Highlights

Elk Grove's economy remains strong and continues to be an important area of focus for the City.

When asked which aspects of community livability the City should focus on in the next two years, nearly 9 in 10 residents prioritized the overall economic health of Elk Grove. In a custom survey question unique to Elk Grove, residents also indicated that affordability/cost of living and attracting/retaining local businesses should be key priorities for local government leaders. Ratings within this facet of livability generally remained positive and stable from 2019 to 2021, with a few significant improvements: respondents' evaluations of the overall quality of business and service establishments (71% excellent or good in 2021) and the vibrancy of Elk Grove's downtown/commercial area (39%) both increased since the previous survey iteration. The variety of business and service establishments, a new addition to the survey, also received positive marks from 60% of residents.

Similar to ratings given in previous years and in benchmark comparison communities nationwide, at least half of residents gave high marks to Elk Grove as a place to work, and one-third of respondents did the same for employment opportunities in the city. Two-thirds of respondents reported currently being employed, either full time or part time; of those respondents, roughly 30% worked for a business located within Elk Grove city limits. A small proportion of Elk Grove's workforce were temporarily working only from home and/or expecting to do so in the future (about 15%), while about 4 in 10 reported working from a mix of on-site and home offices.

Many aspects of Elk Grove's community design receive positive reviews, but residents identify some potential areas of opportunity for the City.

Community design was deemed an essential or very important focus area for the City by 85% of respondents. About 8 in 10 residents were pleased with their neighborhood as a place to live and the city's overall appearance, and two-thirds of respondents positively rated the overall design or layout of residential or commercial areas in the city. Roughly half gave high marks to the overall quality of new development in Elk Grove and the city's public places where people want to spend time. All of these ratings were on par with benchmark communities across the nation and with Elk Grove's previous survey iterations.

Although most survey items related to community design held steady from the City's 2019 results, there were some notable trend fluctuations and new additions in this facet of livability. While still similar to national averages, residents' evaluations for the variety of housing options (42% excellent or good) and the availability of affordable quality housing (27%) both received lower ratings this year than in 2019, indicating a potential area of focus for the City in coming years. In addition, a few new survey items received positive reviews from at least 4 in 10 residents: well-designed neighborhoods (60% excellent or good), preservation of the historical or cultural character of the community (54%), well-planned residential growth (46%), and well-planned commercial growth (42%). Building trend data for these items will help aid in determining how best to support this facet of community livability.

Elk Grove residents value their community's safety and inclusivity.

Residents continue to prioritize safety, with 95% deeming it an important focus area for the coming two years. In addition, when residents were asked to select three items that should be priorities for the City, items related to safety and wellbeing topped the list, with about one-third highlighting issues of public safety and keeping public spaces safe and clean.

Roughly three-quarters of respondents praised the overall feeling of safety in Elk Grove. About 9 in 10 residents reported feeling very or somewhat safe in their neighborhoods during the day, and 8 in 10 said the same for the City's downtown/commercial area during the day. A similar percentage felt safe from natural disasters and violent crime, and 70% felt safe from property crime. Ratings for the City's safety services also remained positive and stable from 2019 to 2021, on par with comparison communities across the nation.

In a series of questions new to this survey iteration, residents were asked to consider the inclusivity of their city. Three-quarters of respondents felt the Elk Grove community does an excellent or good job at attracting people from diverse backgrounds (a rating that surpassed national and custom benchmark communities) and valuing/respecting residents from diverse backgrounds (higher than custom benchmarks). About 7 in 10 respondents gave the community positive marks for making all residents feel welcome, and over half did the same for taking care of vulnerable residents, both of which were on par with comparison communities across the nation. In addition, 41% of residents indicated that addressing homelessness should be the top priority for the City in the coming years.

Facets of livability

Resident perceptions of quality and importance for each of the facets of community livability provide an overview of community strengths and challenges that are useful for planning, budgeting and performance evaluation.

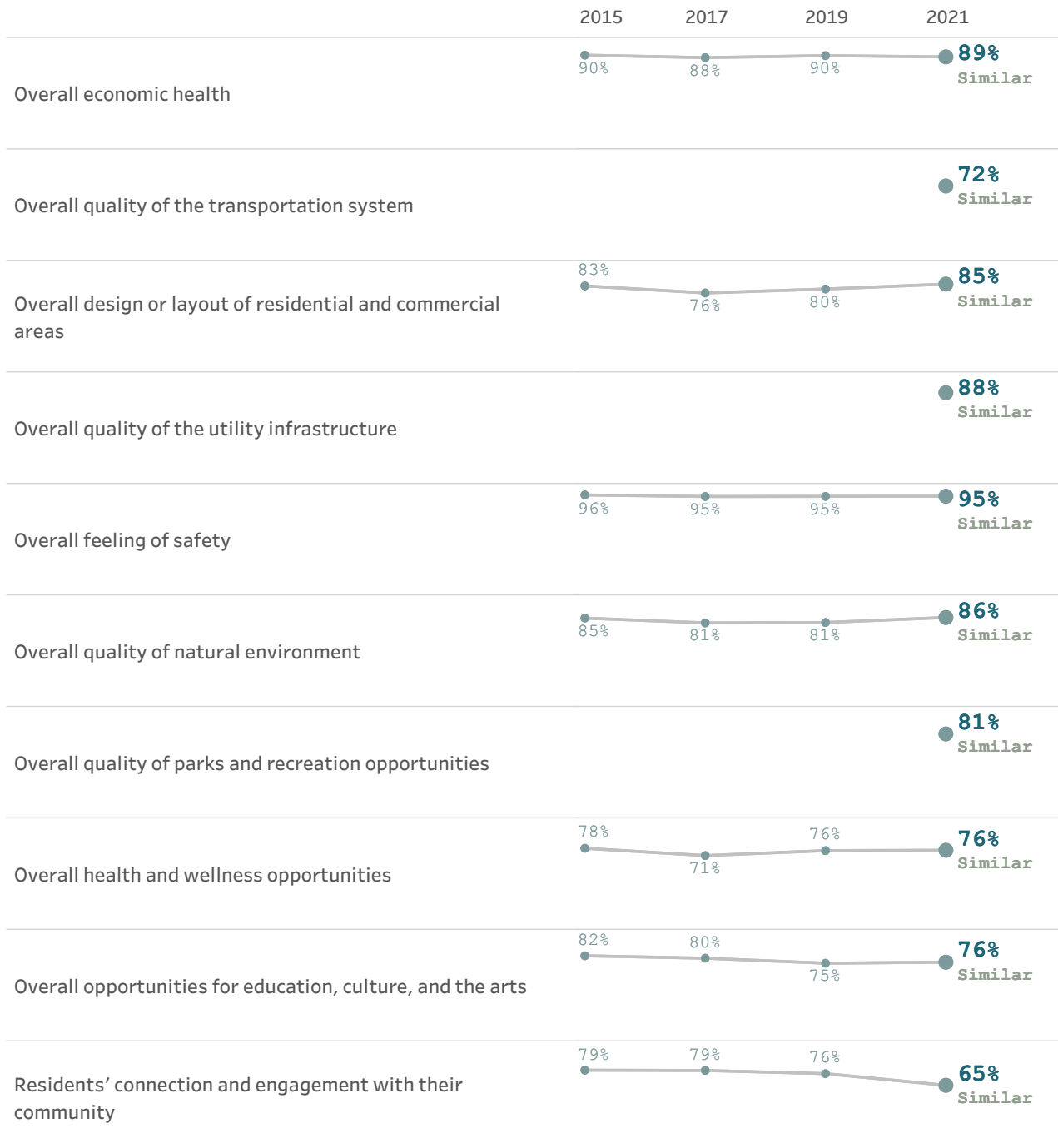
The charts below show the proportion of residents who rated the community facets positively for quality and the priority (importance) placed on each. Also displayed is whether local ratings were lower, similar, or higher than communities across the country (the national benchmark).

Please rate each of the following characteristics as they relate to Elk Grove as a whole.
(% excellent or good)



Please rate how important, if at all, you think it is for the Elk Grove community to focus on each of the following in the coming two years.

(% essential or very important)



* Comparison to the national benchmark is shown. If no comparison is available, this is left blank.

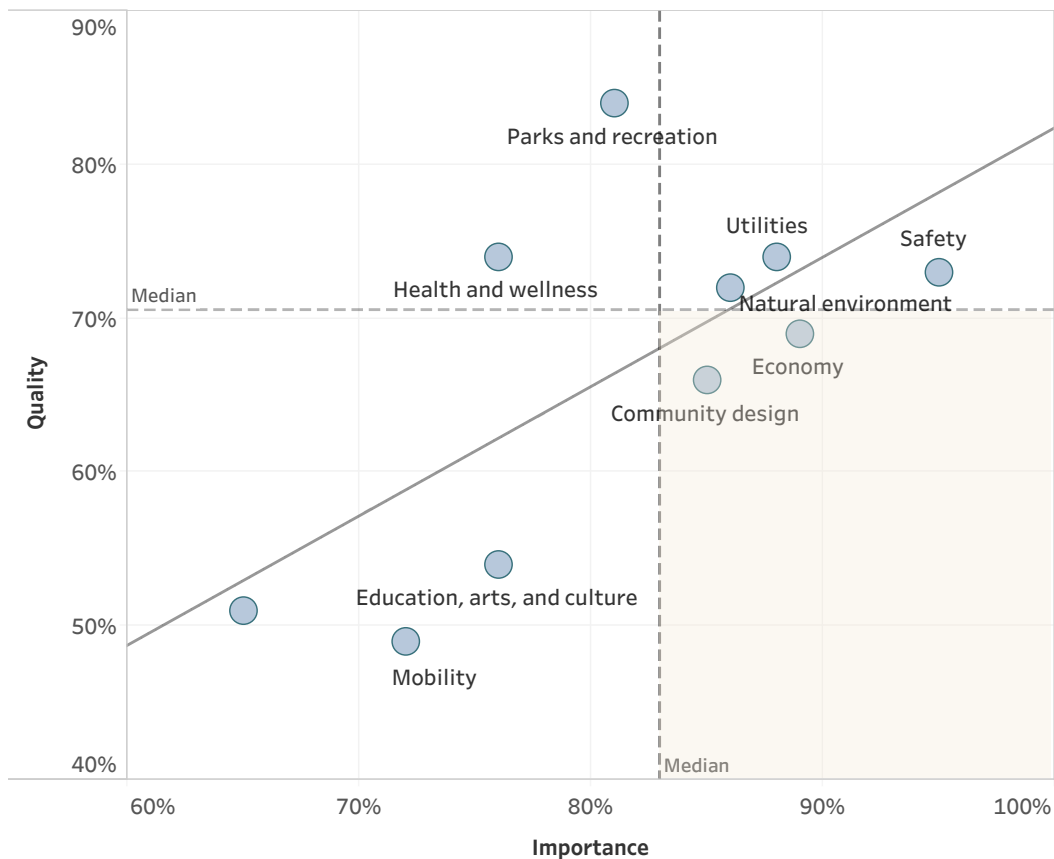
Balancing performance and importance

Every jurisdiction must balance limited resources while meeting resident needs and striving to optimize community livability. To this end, it is helpful to know what aspects of the community are most important to residents and which they perceive as being of higher or lower quality. It is especially helpful to know when a facet of livability is considered of high importance but rated as lower quality, as this should be a top priority to address.

To help guide City staff and officials with decisions on future resource allocation, resident ratings of the importance of services were compared to their ratings of the quality of these services. To identify the services perceived by residents to have relatively lower quality at the same time as relatively higher importance, all services were ranked from highest perceived quality to lowest perceived quality and from highest perceived importance to lowest perceived importance. Some services were in the top half of both lists (higher quality and higher importance); some were in the top half of one list but the bottom half of the other (higher quality and lower importance or lower quality and higher importance); and some services were in the bottom half of both lists.

Services receiving quality ratings of excellent or good by 71% or more of respondents were considered of “higher quality” and those with ratings lower than 71% were considered to be of “lower quality.” Services were classified as “more important” if they were rated as essential or very important by 83% or more of respondents. Services were rated as “less important” if they received a rating of less than 83%. This classification uses the median ratings for quality and importance to divide the services in half.

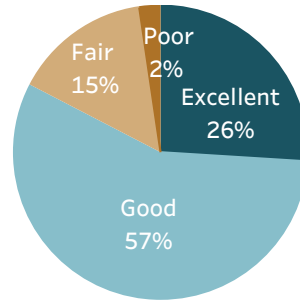
The quadrants in the figure below show which community facets were given higher or lower importance ratings (right-left) and which had higher or lower quality ratings (up-down). Facets of livability falling closer to a diagonal line from the lower left to the upper right are those where performance ratings are more commensurate with resident priorities. Facets scoring closest to the lower right hand corner of the matrix (higher in importance and lower in quality) are those that may warrant further investigation to see if changes to their delivery are necessary to improve their performance. This is the key part of this chart on which to focus. Facets falling in the top left hand corner of the chart (lower in importance but higher in quality) are areas where performance may outscore resident priorities, and may be a consideration for lower resource allocation.



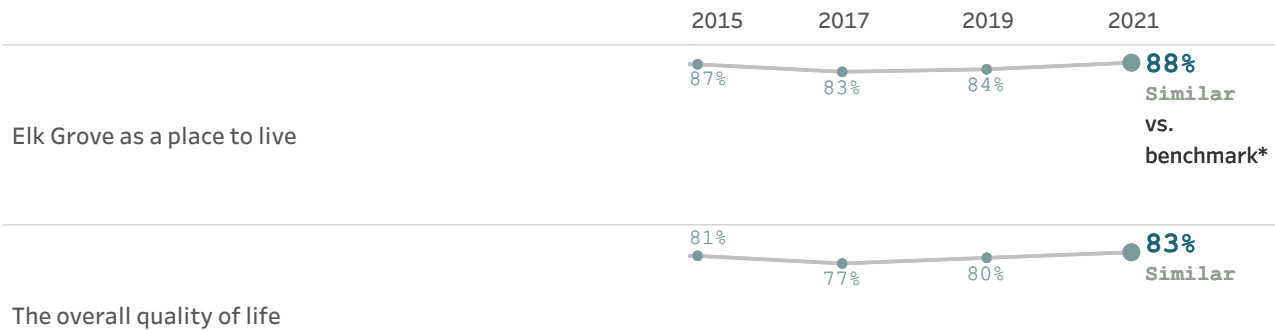
Quality of life

Measuring community livability starts with assessing the quality of life of those who live there, and ensuring that the community is attractive, accessible, and welcoming to all.

The overall quality of life in Elk Grove, 2021




Please rate each of the following aspects of quality of life in Elk Grove.
(% excellent or good)



Please indicate how likely or unlikely you are to do each of the following.
(% very or somewhat likely)



Please rate each of the following in the Elk Grove community.
(% excellent or good)

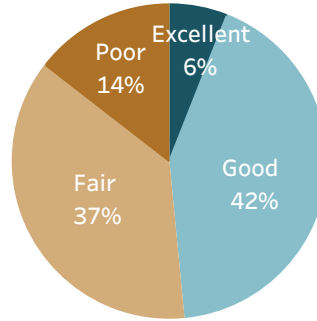


* Comparison to the national benchmark is shown. If no comparison is available, this is left blank.

Governance

Strong local governments produce results that meet the needs of residents while making the best use of available resources, and are responsive to the present and future needs of the community as a whole.

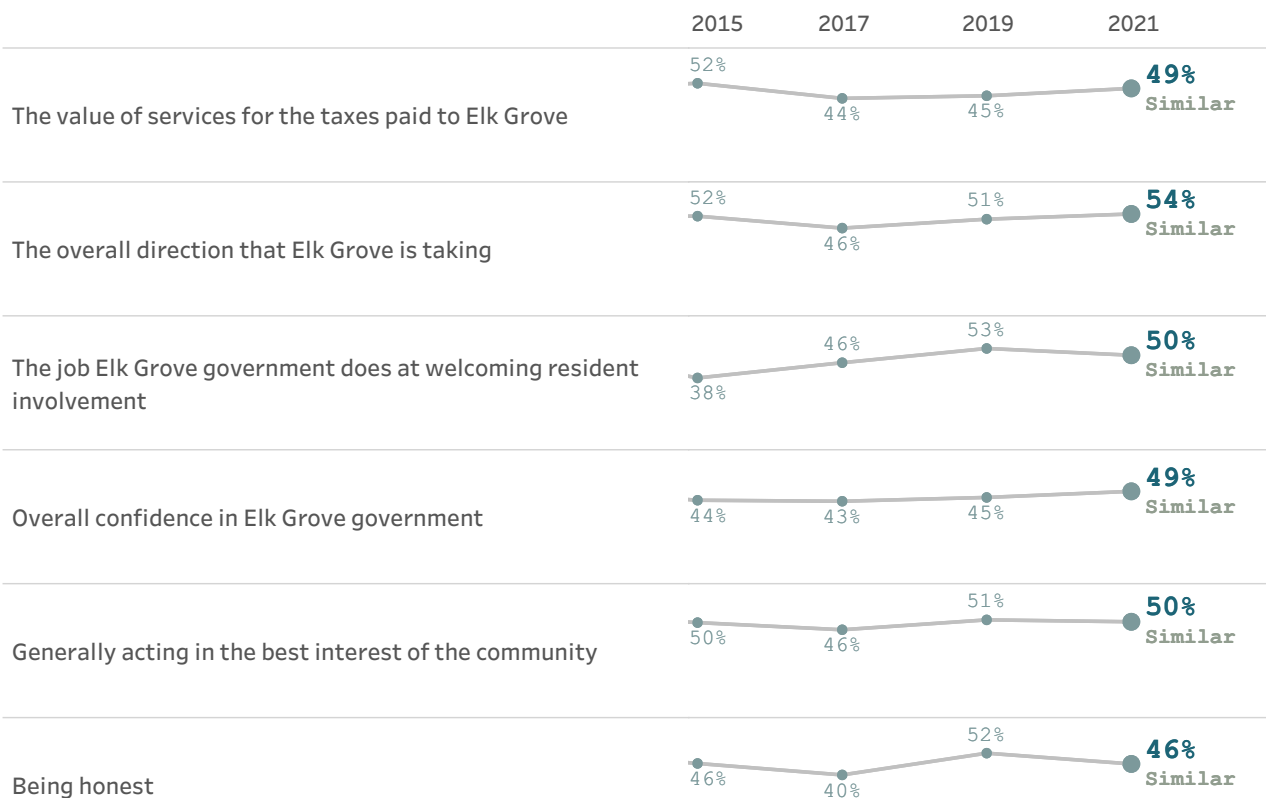
Overall confidence in Elk Grove government, 2021



Please rate the quality of each of the following services in Elk Grove. (% excellent or good)



Please rate the following categories of Elk Grove government performance. (% excellent or good)



Being open and transparent to the public **44%**
Similar

Informing residents about issues facing the community **45%**
Similar

Treating all residents fairly **57%**
Similar




Year	Percentage
2015	49%
2017	47%
2019	51%
2021	57%

Treating residents with respect **62%**
Similar

Overall, how would you rate the quality of the services provided by each of the following?
(% excellent or good)

The City of Elk Grove **68%**
Similar



Year	Percentage
2015	75%
2017	67%
2019	72%
2021	68%

The Federal Government **34%**
Similar



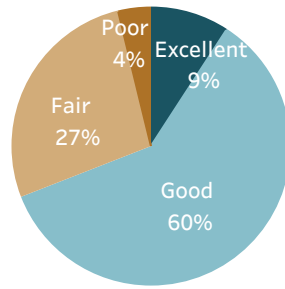
Year	Percentage
2015	37%
2017	34%
2019	37%
2021	34%

* Comparison to the national benchmark is shown. If no comparison is available, this is left blank.

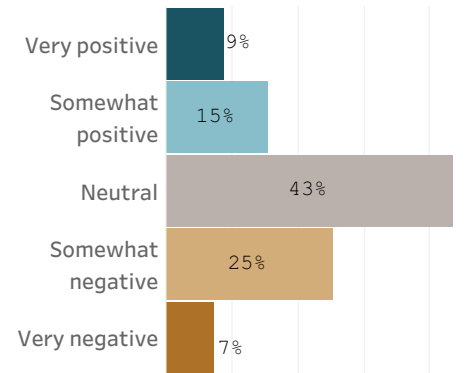
Economy

Local governments work together with private and nonprofit businesses, and with the community at large, to foster sustainable growth, create jobs, and promote a thriving local economy.

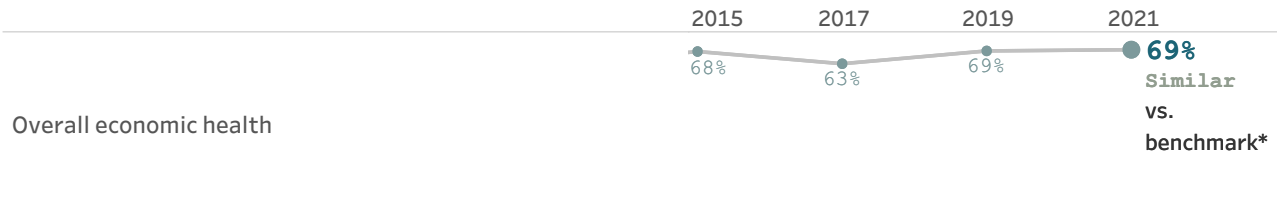
Overall economic health of Elk Grove, 2021



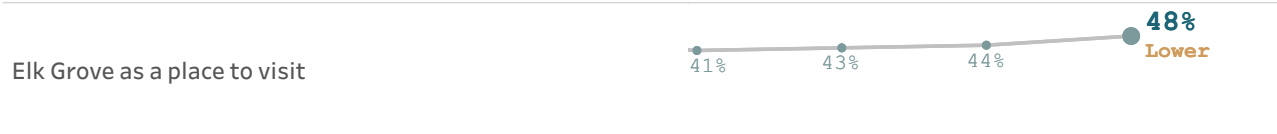
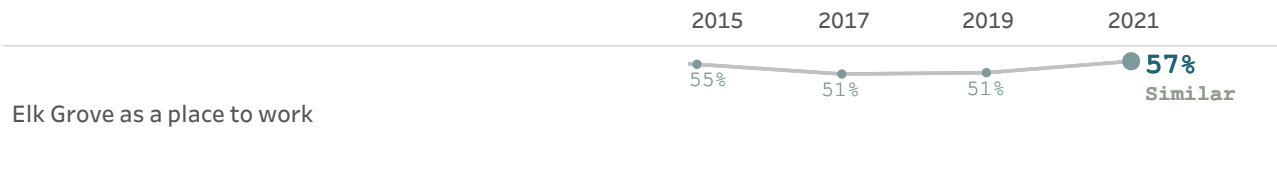
What impact, if any, do you think the economy will have on your family income in the next 6 months? Do you think the impact will be:



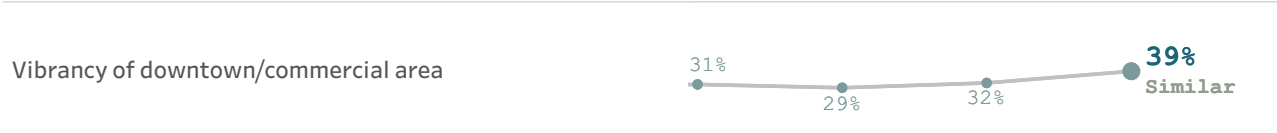

Please rate each of the following characteristics as they relate to Elk Grove as a whole. (% excellent or good)



Please rate each of the following aspects of quality of life in Elk Grove. (% excellent or good)



Please rate each of the following in the Elk Grove community. (% excellent or good)



Employment opportunities



Shopping opportunities

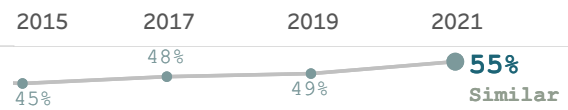


Cost of living

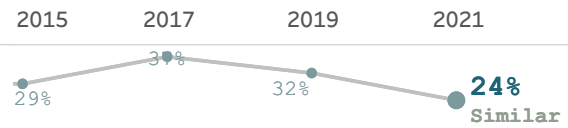


Please rate the quality of each of the following services in Elk Grove.
(% excellent or good)

Economic development



What impact, if any, do you think the economy will have on your family income in the next 6 months? Do you think the impact will be:

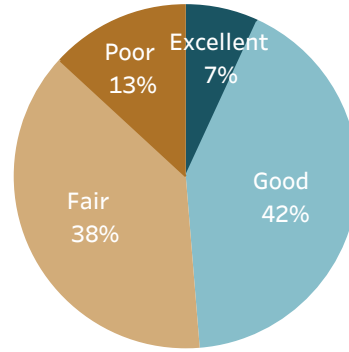


* Comparison to the national benchmark is shown. If no comparison is available, this is left blank.


Mobility

The ease with which residents can move about their communities, whether for commuting, leisure, or recreation, plays a major role in the quality of life for all who live, work, and play in the community.

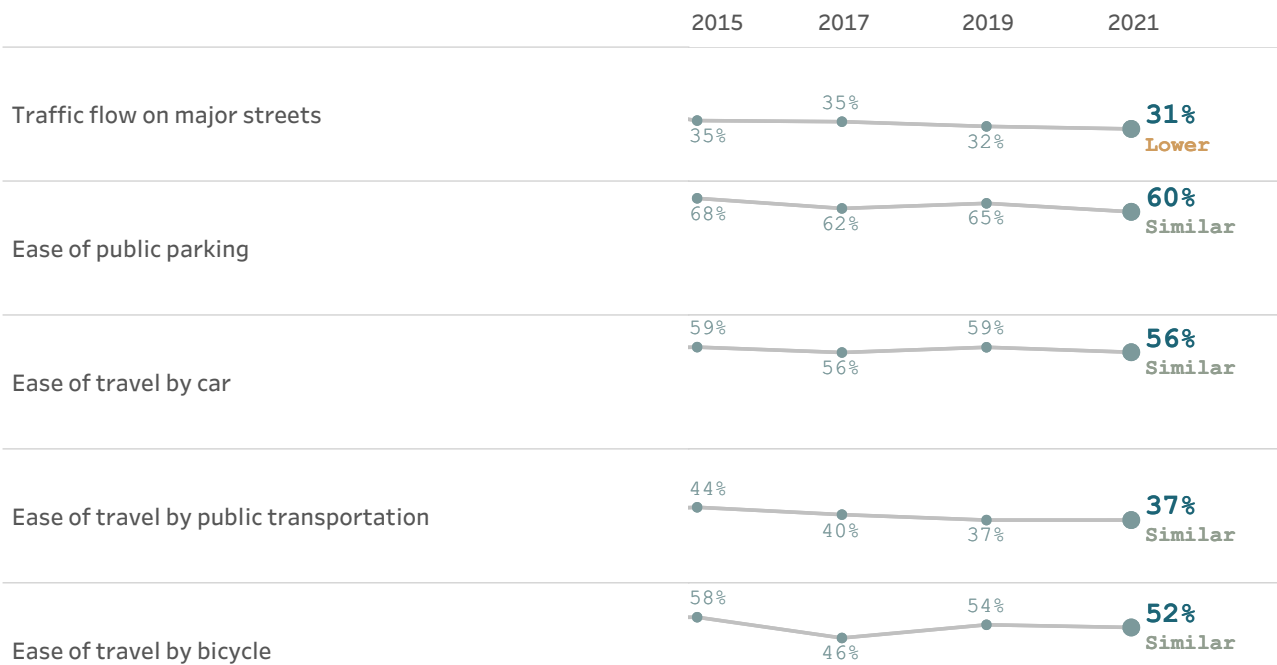
Overall quality of the transportation system in Elk Grove, 2021



Please rate each of the following characteristics as they relate to Elk Grove as a whole.
(% excellent or good)

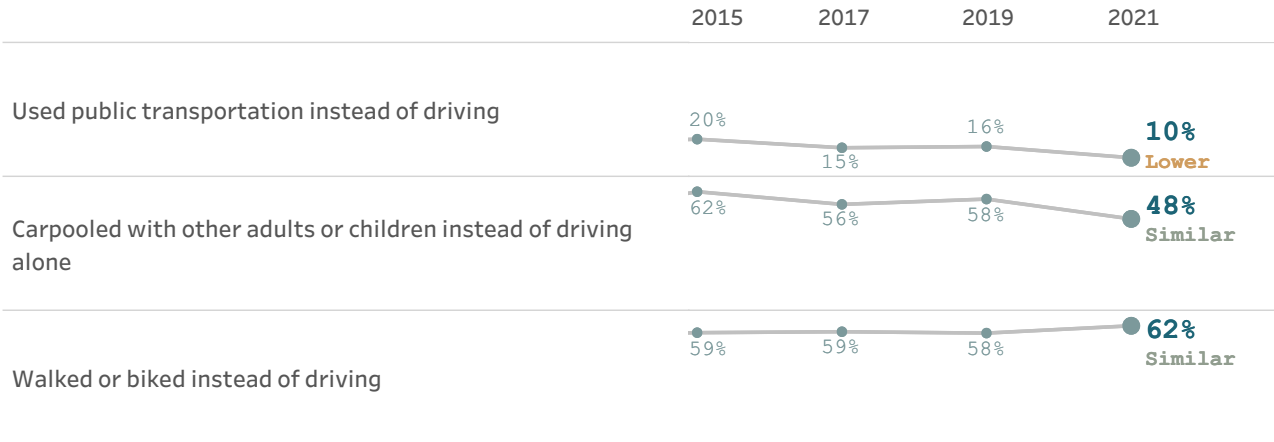


Please also rate each of the following in the Elk Grove community.
(% excellent or good)





Please indicate whether or not you have done each of the following in the last 12 months.
(% yes)



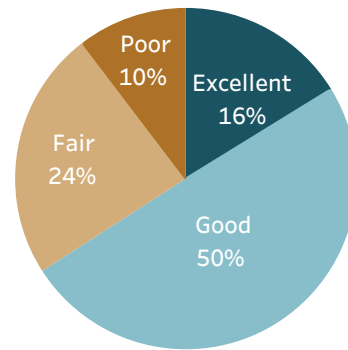
Please rate the quality of each of the following services in Elk Grove.
(% excellent or good)



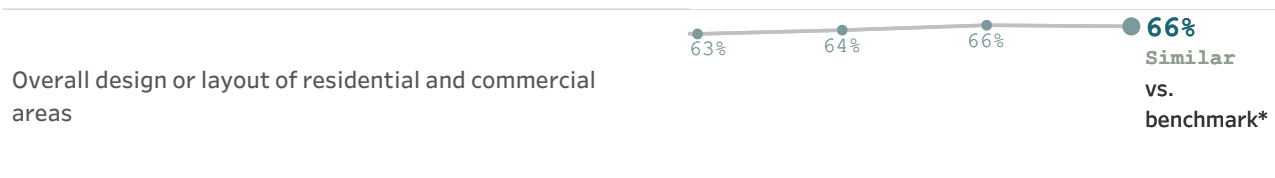
Overall design or layout of Elk Grove's residential and commercial areas, 2021

Community design

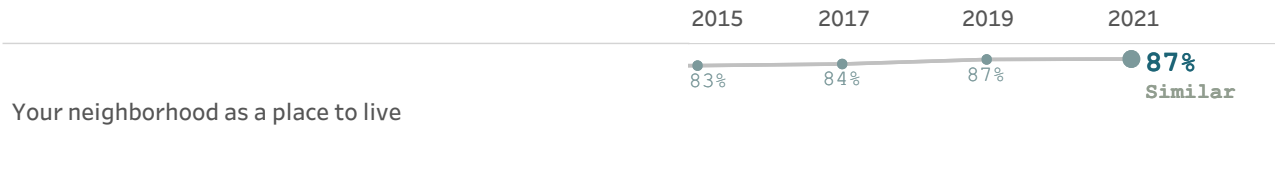
A well-designed community enhances the quality of life for its residents by encouraging smart land use and zoning, ensuring that affordable housing is accessible to all, and providing access to parks and other green spaces.



Please rate each of the following characteristics as they relate to Elk Grove as a whole.
(% excellent or good)

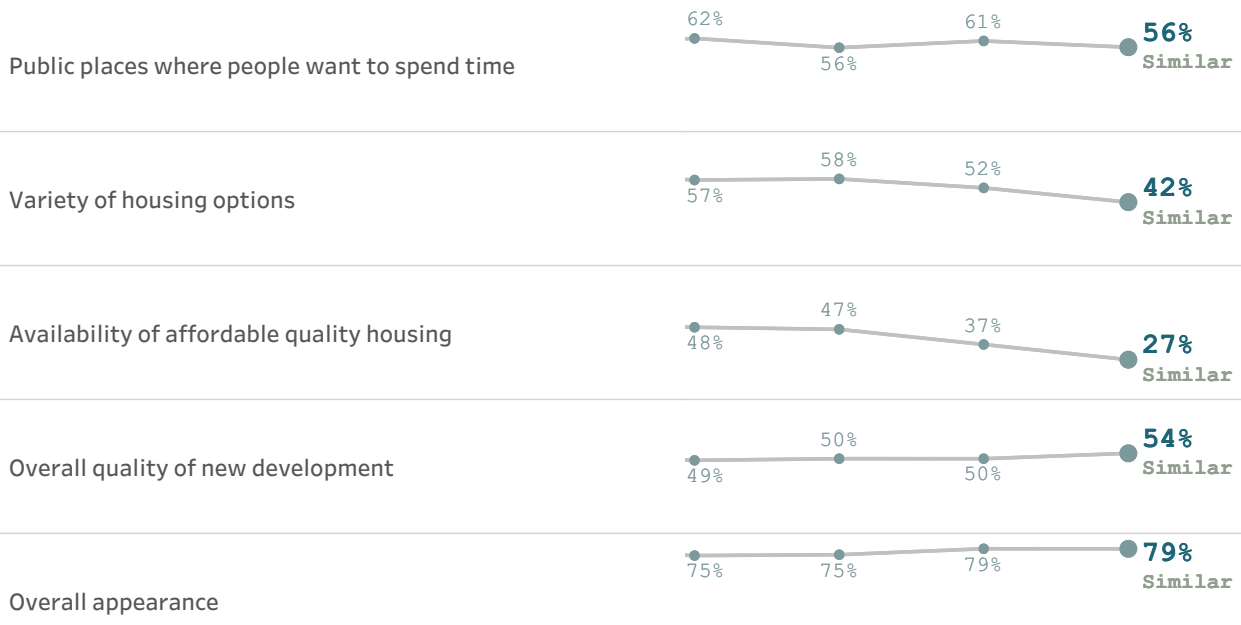


Please rate each of the following aspects of quality of life in Elk Grove.
(% excellent or good)

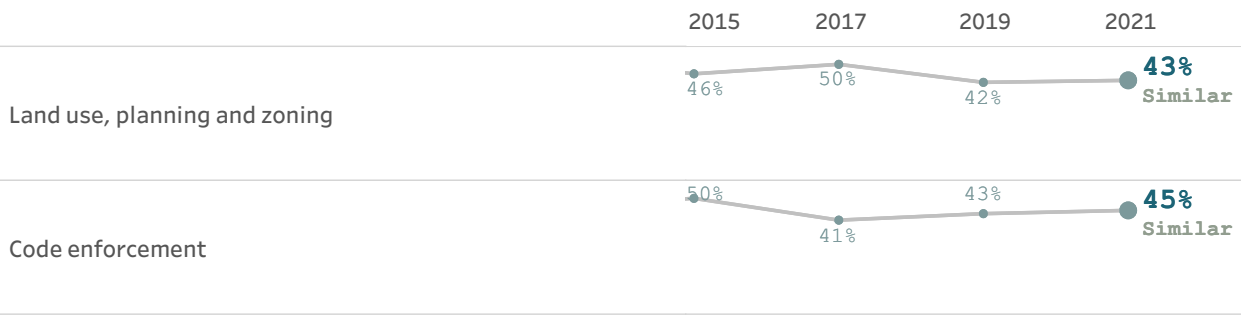


Please also rate each of the following in the Elk Grove community.
(% excellent or good)



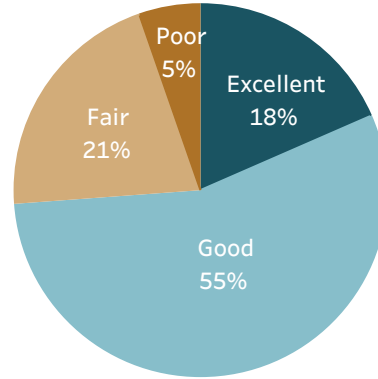


**Please rate the quality of each of the following services in Elk Grove.
(% excellent or good)**



* Comparison to the national benchmark is shown. If no comparison is available, this is left blank.


Overall quality of the utility infrastructure in Elk Grove, 2021



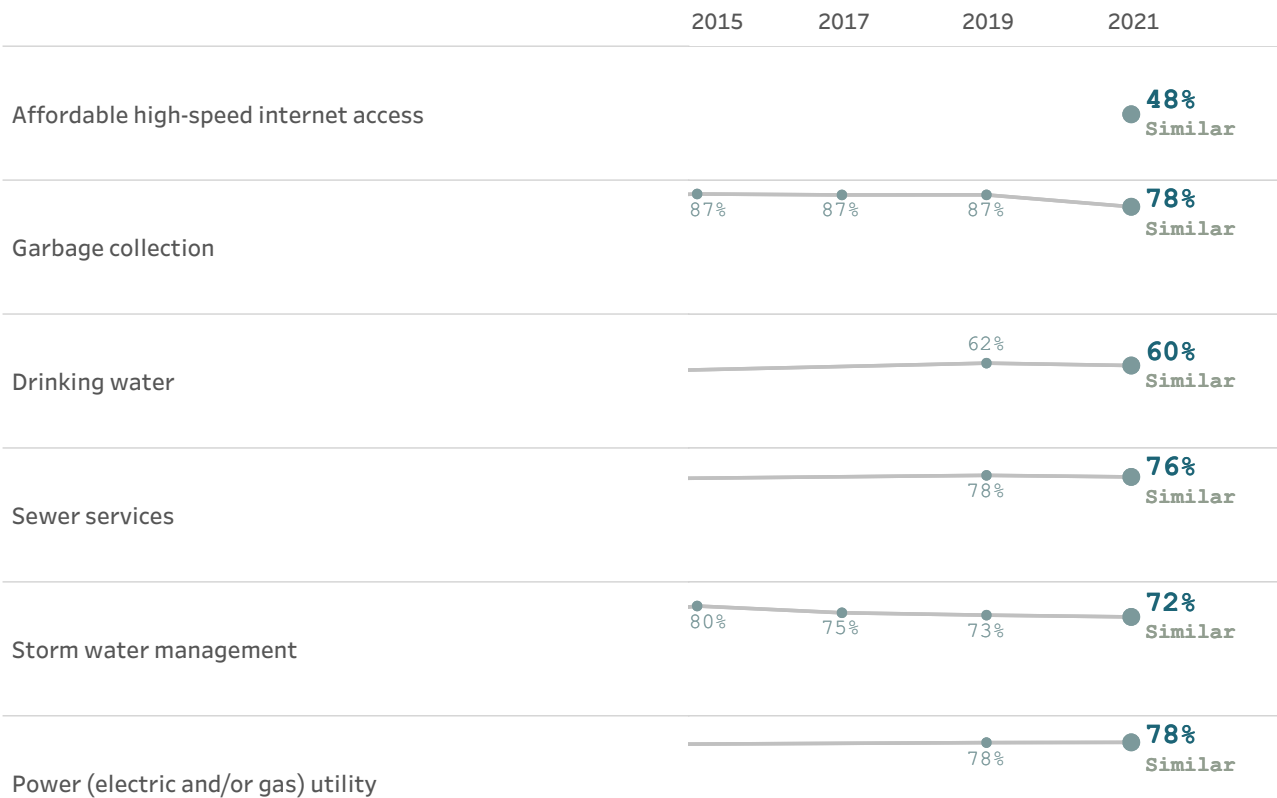
Utilities

Services such as water, gas, electricity, and internet access play a vital role in ensuring the physical and economic health and well-being of the communities they serve.

Please rate each of the following characteristics as they relate to Elk Grove as a whole.
(% excellent or good)



Please rate the quality of each of the following services in Elk Grove.
(% excellent or good)



Utility billing

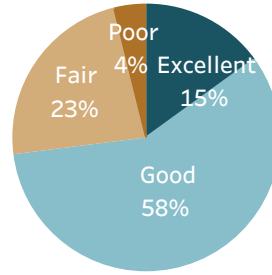


* Comparison to the national benchmark is shown. If no comparison is available, this is left blank.


Safety

Public safety is often the most important task facing local governments. All residents should feel safe and secure in their neighborhoods and in the greater community, and providing robust safety-related services is essential to residents' quality of life.


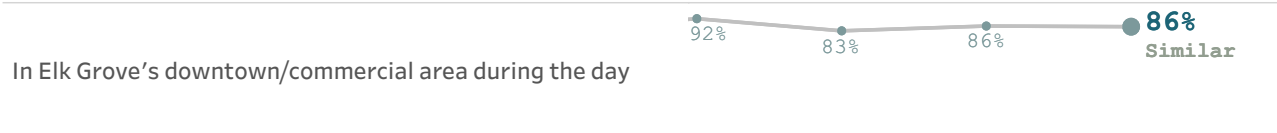

Overall feeling of safety in Elk Grove, 2021




Please rate each of the following characteristics as they relate to Elk Grove as a whole. (% excellent or good)

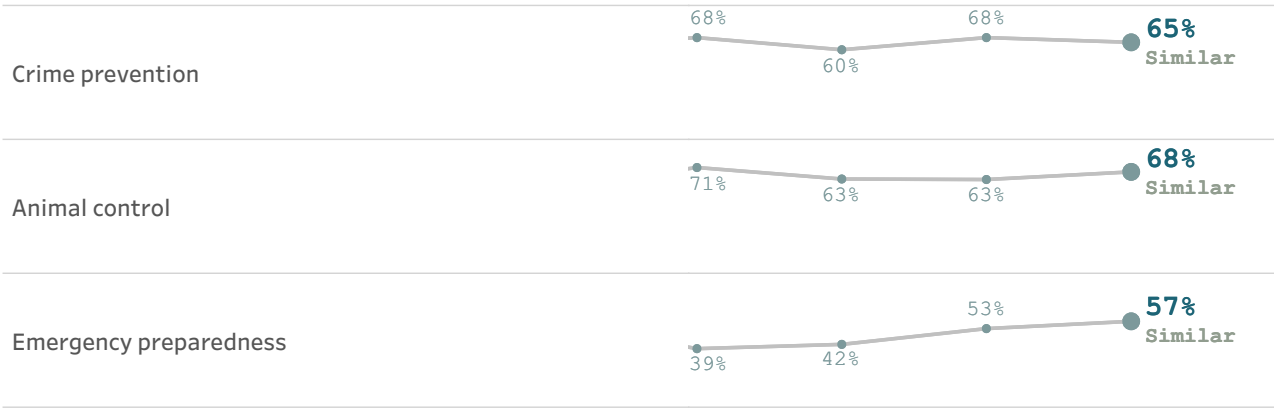


Please rate how safe or unsafe you feel: (% very or somewhat safe)



Please rate the quality of each of the following services in Elk Grove. (% excellent or good)



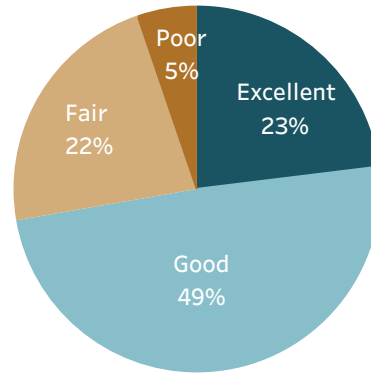


* Comparison to the national benchmark is shown. If no comparison is available, this is left blank.

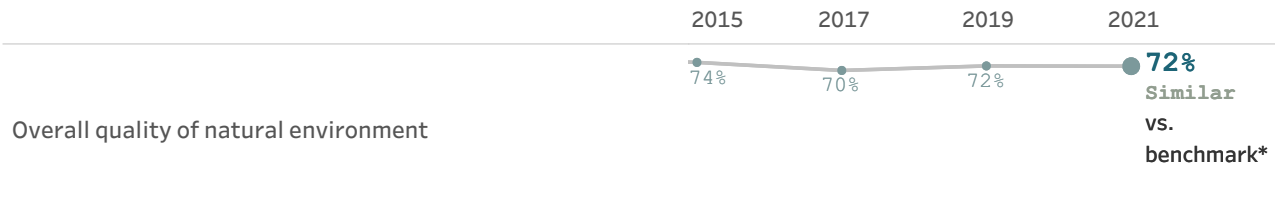
Overall quality of natural environment in Elk Grove, 2021

Natural environment

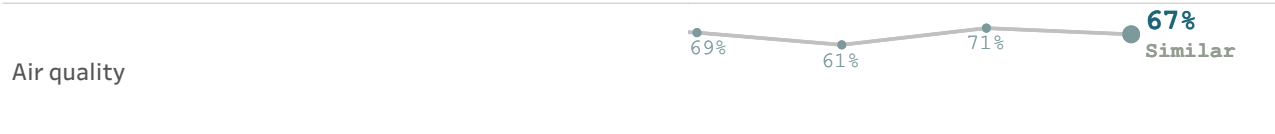

The natural environment plays a vital role in the health and well-being of residents. The natural spaces in which residents live and experience their communities has a direct and profound effect on quality of life.




Please rate each of the following characteristics as they relate to Elk Grove as a whole. (% excellent or good)




Please also rate each of the following in the Elk Grove community. (% excellent or good)



Please rate the quality of each of the following services in Elk Grove. (% excellent or good)





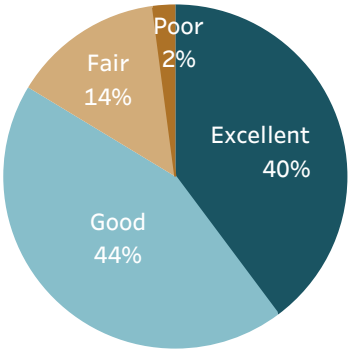
* Comparison to the national benchmark is shown. If no comparison is available, this is left blank.

Overall quality of parks and recreation opportunities, 2021

Parks and recreation

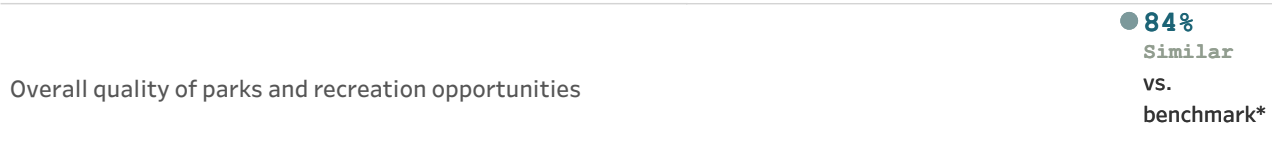
“There are no communities that pride themselves on their quality of life, promote themselves as a desirable location for businesses to relocate, or maintain that they are environmental stewards of their natural resources, without such communities having a robust, active system of parks and recreation programs for public use and enjoyment.”

- National Recreation and Park Association



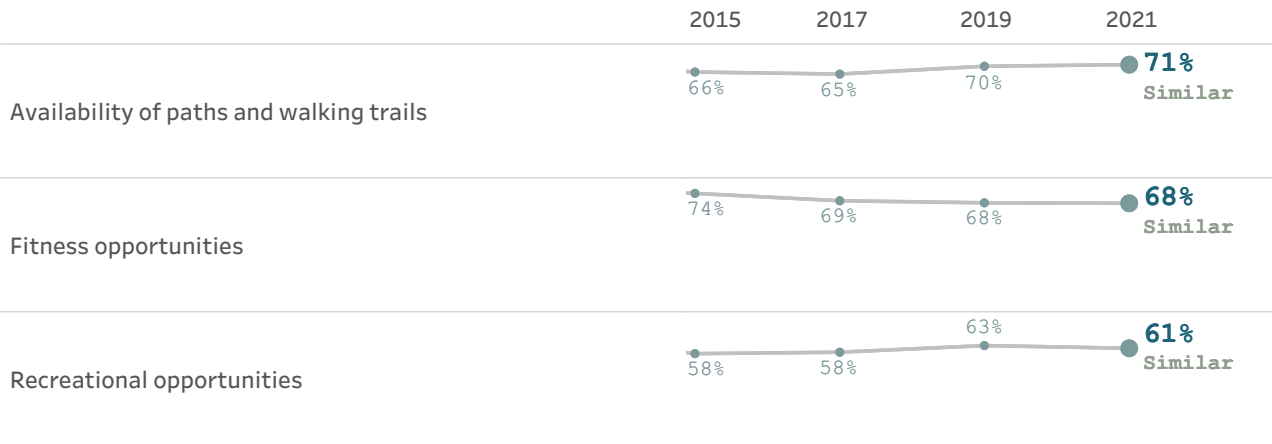
Please rate each of the following characteristics as they relate to Elk Grove as a whole.

(% excellent or good)




Please also rate each of the following in the Elk Grove community.


(% excellent or good)



Please rate the quality of each of the following services in Elk Grove.

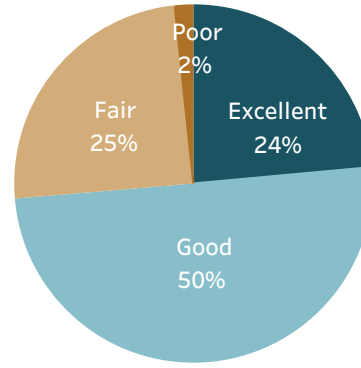
(% excellent or good)





* Comparison to the national benchmark is shown. If no comparison is available, this is left blank.

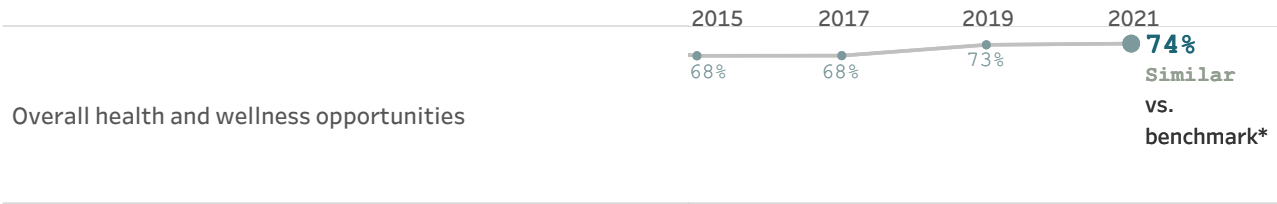
Overall health and wellness opportunities in Elk Grove, 2021



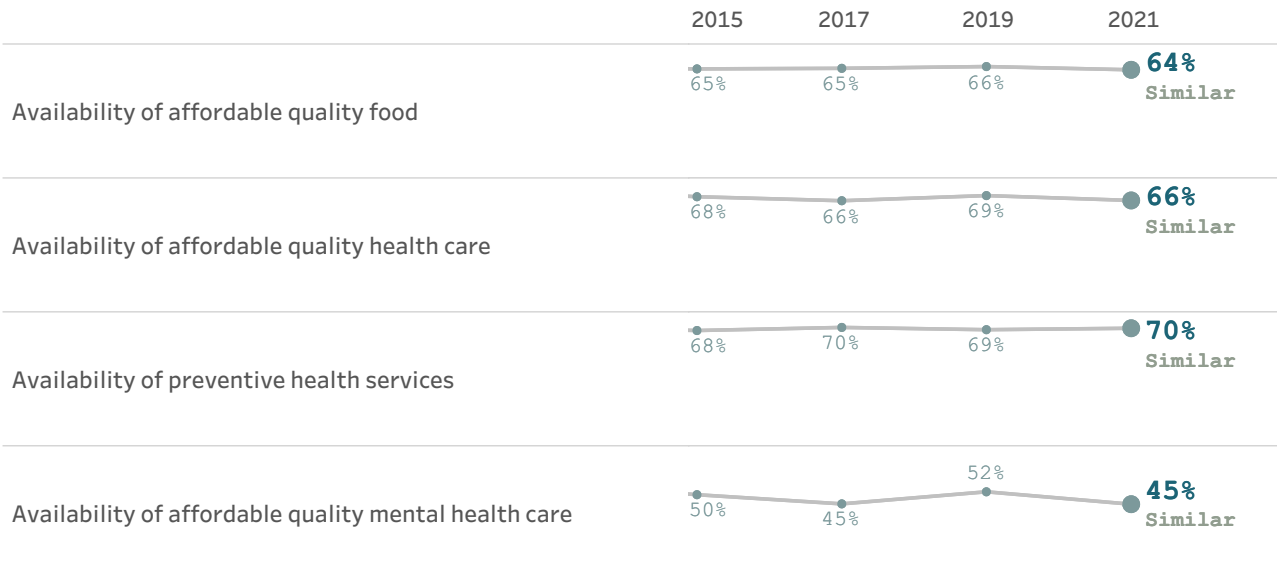
Health and wellness

The characteristics of and amenities available in the communities in which people live has a direct impact on the health and wellness of residents, and thus, on their quality of life overall.


Please rate each of the following characteristics as they relate to Elk Grove as a whole.
(% excellent or good)




Please also rate each of the following in the Elk Grove community.
(% excellent or good)



Please rate the quality of each of the following services in Elk Grove.
(% excellent or good)



Please rate your overall health.
(% excellent or very good)

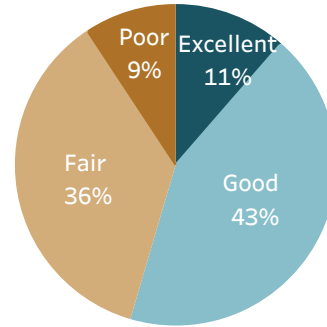


* Comparison to the national benchmark is shown. If no comparison is available, this is left blank.

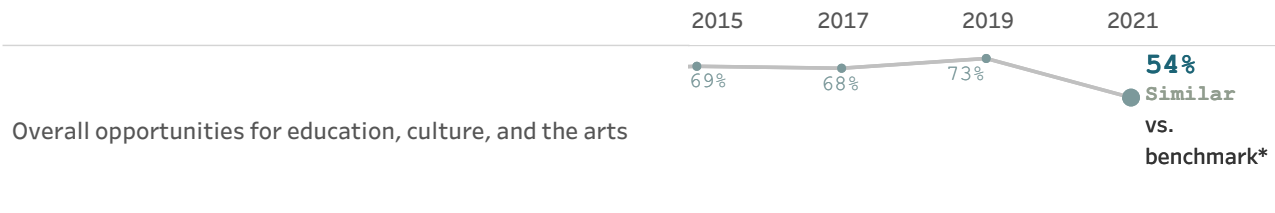
Education, arts, and culture

Participation in the arts, in educational opportunities, and in cultural activities is linked to increased civic engagement, greater social tolerance, and enhanced enjoyment of the local community.

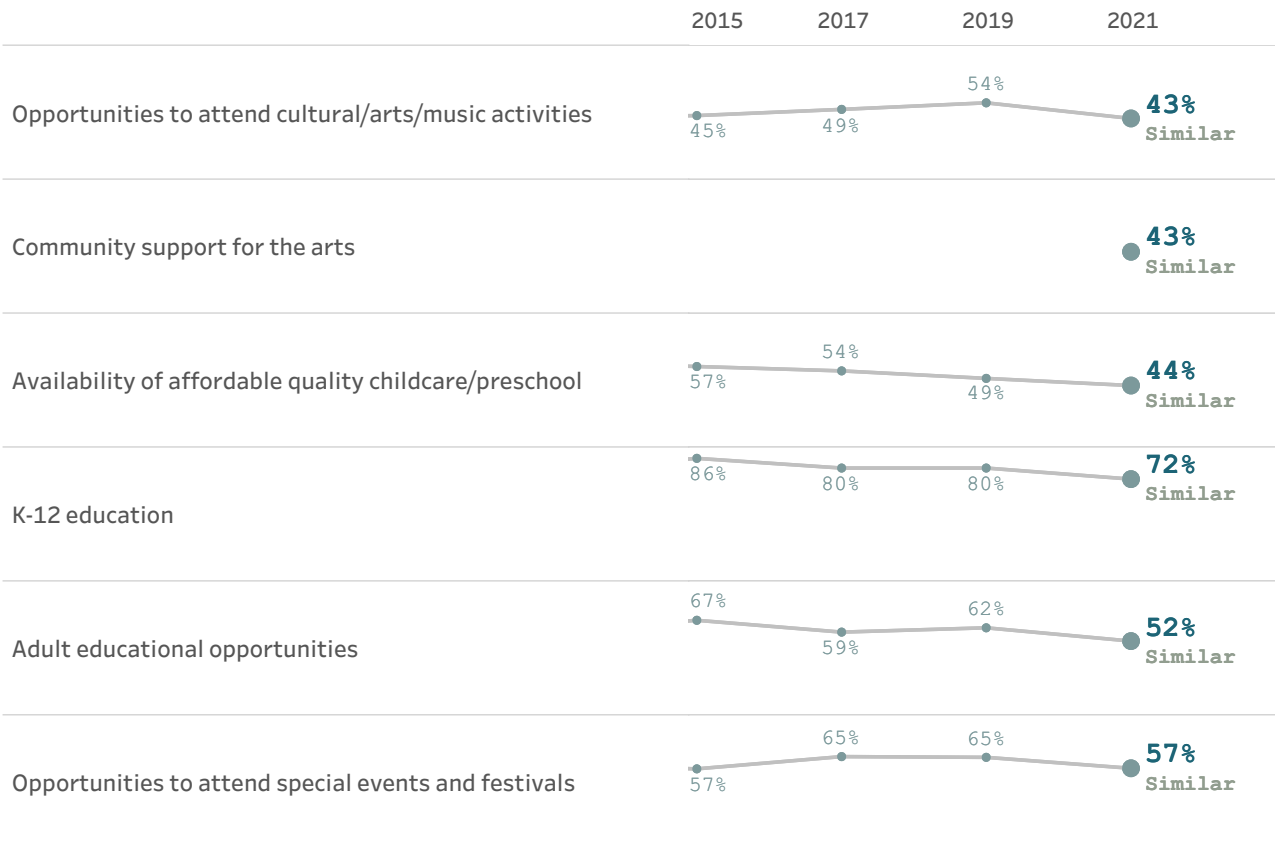
Overall opportunities for education, culture and the arts, 2021




Please rate each of the following characteristics as they relate to Elk Grove as a whole. (% excellent or good)



Please also rate each of the following in the Elk Grove community. (% excellent or good)



Please rate the quality of each of the following services in Elk Grove.
(% excellent or good)

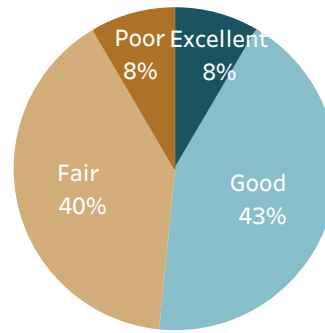


* Comparison to the national benchmark is shown. If no comparison is available, this is left blank.

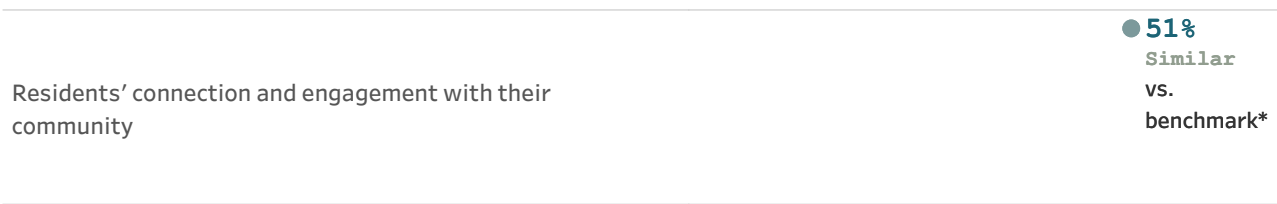
Residents' connection and engagement with their community, 2021

Inclusivity and engagement

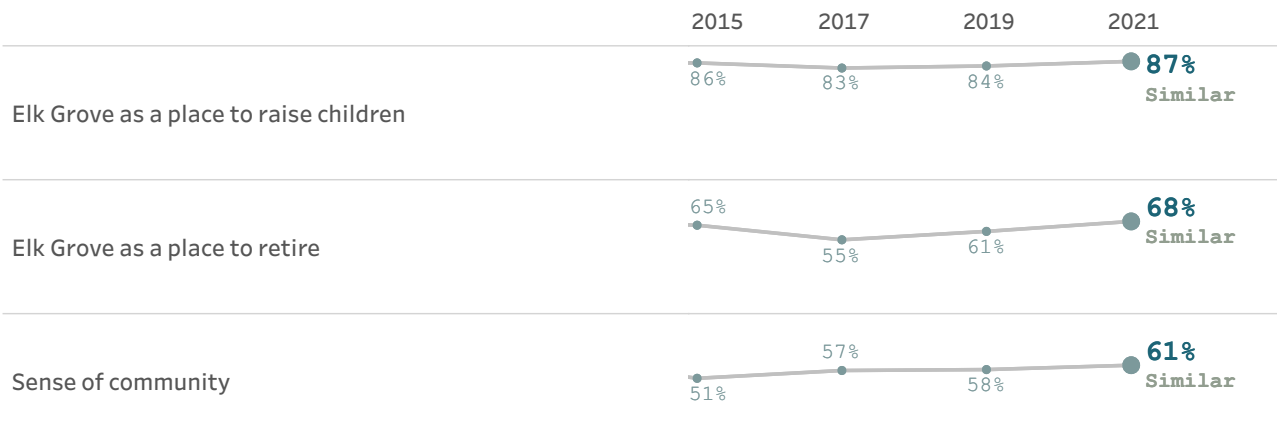
Inclusivity refers to a cultural and environmental feeling of belonging; residents who feel invited to participate within their communities feel more included, involved, and engaged than those who do not.




Please rate each of the following characteristics as they relate to Elk Grove as a whole.
(% excellent or good)



Please rate each of the following aspects of quality of life in Elk Grove.
(% excellent or good)



Please rate the job you feel the Elk Grove community does at each of the following.
(% excellent or good)



● **76%**
Higher

Attracting people from diverse backgrounds

● **76%**
Similar

Valuing/respecting residents from diverse backgrounds

● **56%**
Similar

Taking care of vulnerable residents

Please also rate each of the following in the Elk Grove community.
(% excellent or good)

2015 2017 2019 2021

● **53%**
Similar

Sense of civic/community pride

● **55%**
Similar

Neighborliness of residents



● **53%**
Similar

Opportunities to participate in social events and activities



● **63%**
Similar

Opportunities to volunteer



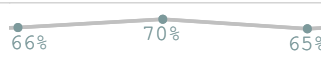
● **53%**
Similar

Opportunities to participate in community matters



● **70%**
Similar

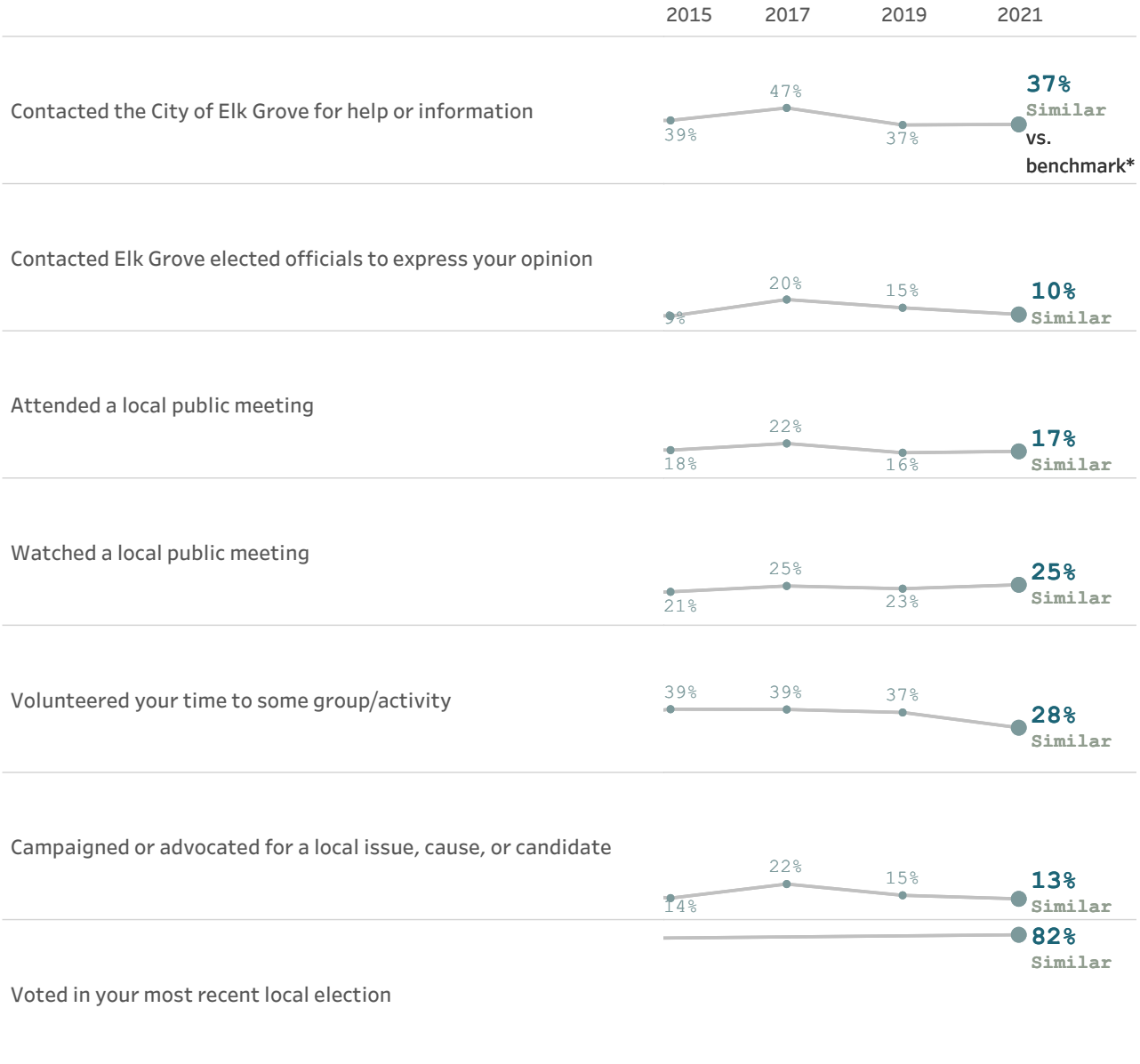
Openness and acceptance of the community toward people of diverse backgrounds




* Comparison to the national benchmark is shown. If no comparison is available, this is left blank.

Residents' participation levels

Please indicate whether or not you have done each of the following in the last 12 months.
(% yes)



In general, how many times do you:
(% a few times a week or more)

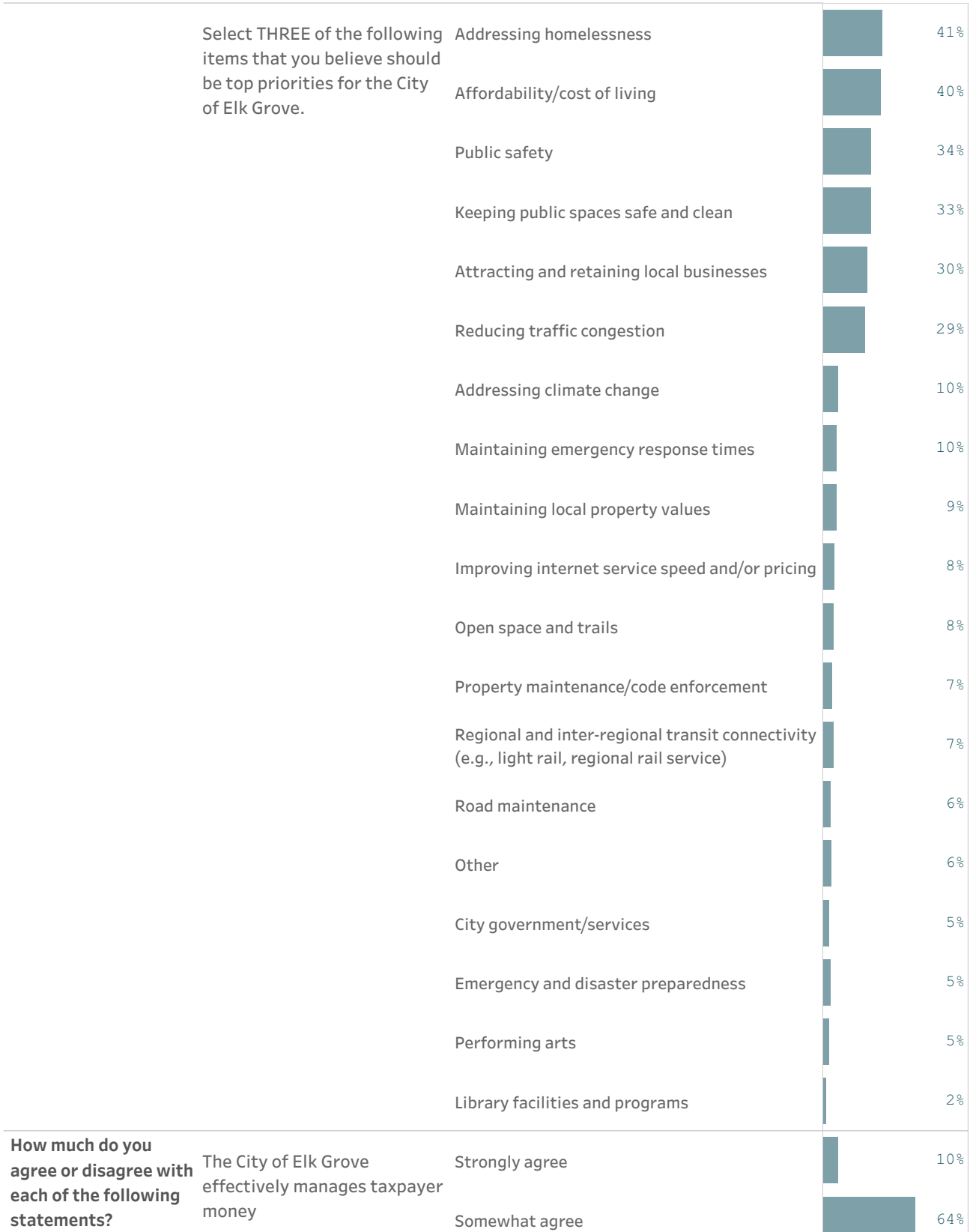


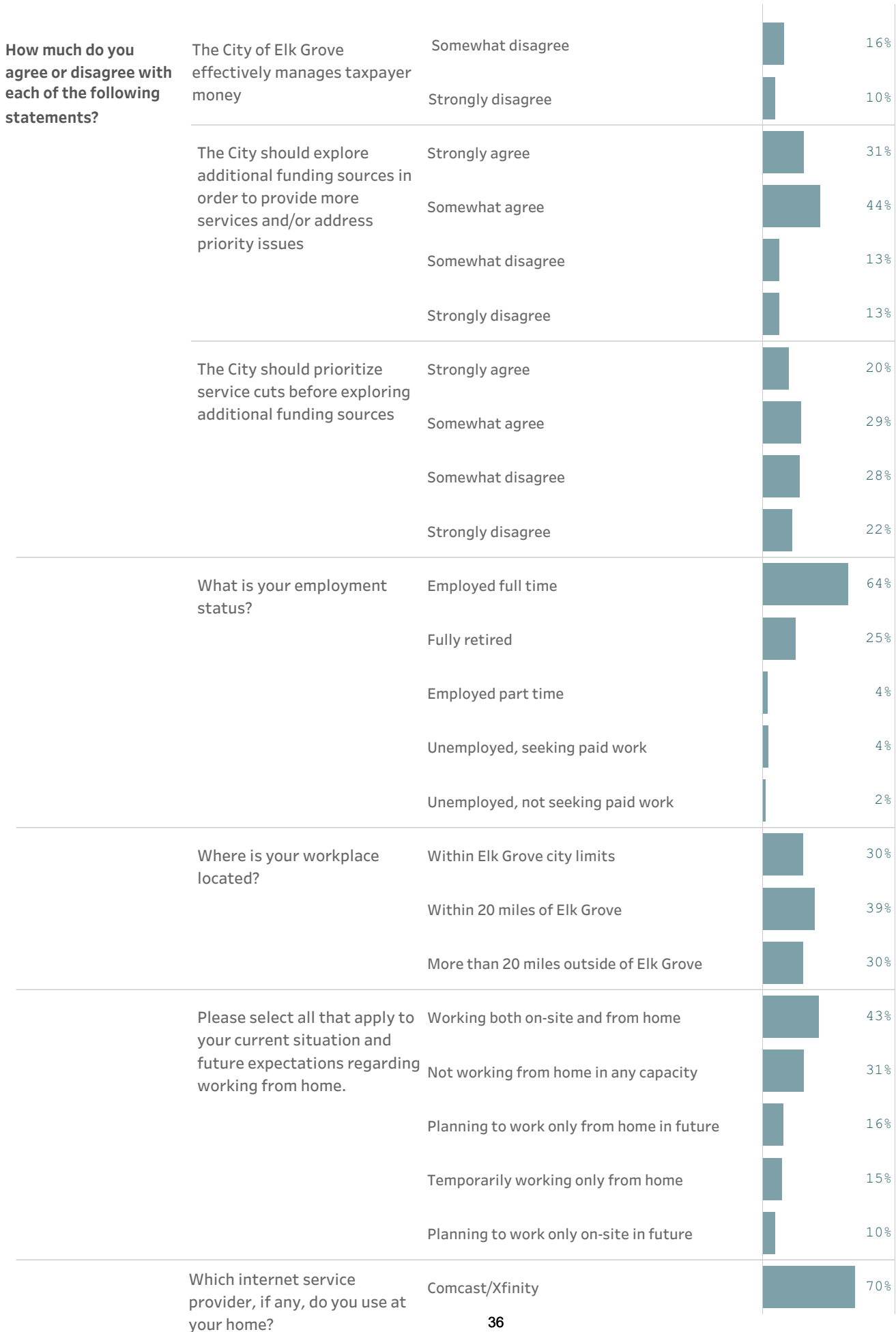
Visit social media sites	● 82% Similar
Use or check email	● 97% Similar
Share your opinions online	● 34% Similar
Shop online	● 67% Higher

* Comparison to the national benchmark is shown. If no comparison is available, this is left blank.

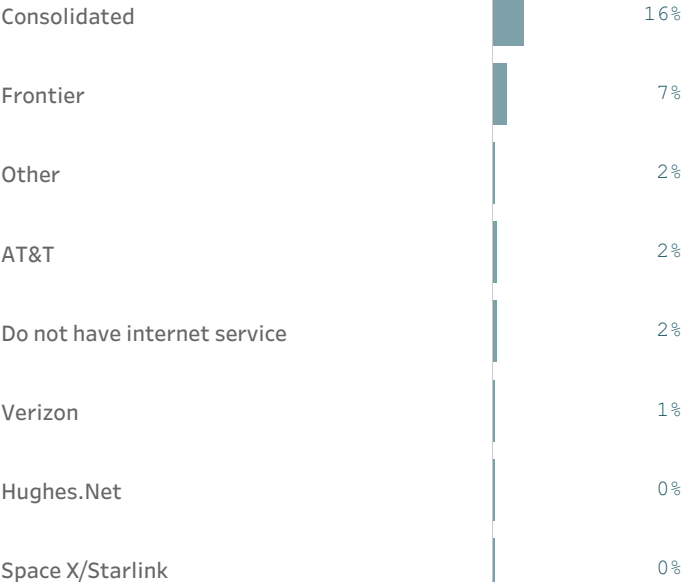
Custom questions

Below are the complete set of responses to each custom question on the survey. By default, "don't know" responses are excluded, but may be added to the table using the response filter below.





Which internet service provider, if any, do you use at your home?



Open-ended questions

Elk Grove included one open-ended question on their survey. Respondents were asked to select three items from a list of potential options that they believed should be top priorities for the City of Elk Grove. If respondents selected "Other" as a response to this question, they were prompted to specify what that unlisted priority should be. The verbatim responses to this "Other" prompt were categorized by topic area, and those topics are reported below with the percent of responses given in each category. Because some comments from residents covered more than a single topic, those verbatim responses are grouped by the first topic listed in each comment. Full responses will be provided in a separate spreadsheet.

Please indicate what other item should be a top priority for the City of Elk Grove.

Economy/Development	26%
Education/Recreation	22%
Safety/inclusivity	19%
Other	18%
Traffic/streets	14%

National benchmark tables

This table contains the comparisons of Elk Grove’s results to those from other communities. The first column shows the comparison of Elk Grove’s rating to the benchmark. Elk Grove’s results are noted as being “higher”, “lower” or “similar” to the benchmark, meaning that the average rating given by Elk Grove residents is statistically similar to or different than the benchmark. The second column is Elk Grove’s “percent positive.” Most commonly, the percent positive is the combination of the top two most positive response options (i.e., excellent/good). The third column is the rank assigned to Elk Grove’s rating among communities where a similar question was asked. The fourth column is the number of communities that asked a similar question. The fifth column shows the percentile for Elk Grove’s result -- that is what percent of surveyed communities had a lower rating than Elk Grove.

			% positive	Rank	Number of communities	Percentile
Please rate each of the following aspects of quality of life in Elk Grove.	Elk Grove as a place to live	Similar	88%	207	385	46
	Your neighborhood as a place to live	Similar	87%	133	317	58
	Elk Grove as a place to raise children	Similar	87%	159	386	59
	Elk Grove as a place to work	Similar	57%	246	369	33
	Elk Grove as a place to visit	Lower	48%	263	311	15
	Elk Grove as a place to retire	Similar	68%	186	371	50
	The overall quality of life	Similar	83%	238	427	44
	Sense of community	Similar	61%	205	319	36
Please rate each of the following characteristics as they relate to Elk Grove as a whole.	Overall economic health	Similar	69%	155	292	47
	Overall quality of the transportation system	Similar	49%	74	120	39
	Overall design or layout of residential and commercial areas	Similar	66%	132	286	54
	Overall quality of the utility infrastructure	Similar	74%	53	117	55
	Overall feeling of safety	Similar	73%	262	367	28
	Overall quality of natural environment	Similar	72%	212	296	28
	Overall quality of parks and recreation opportunities	Similar	84%	53	122	57
	Overall health and wellness opportunities	Similar	74%	134	287	53
	Overall opportunities for education, culture, and the arts	Similar	54%	208	290	28
Residents’ connection and engagement with their community	Similar	51%	81	118	32	
Please indicate how likely or unlikely you are to do each of the following.	Recommend living in Elk Grove to someone who asks	Similar	85%	188	303	38

Please indicate how likely or unlikely you are to do each of the following.	Remain in Elk Grove for the next five years	Similar	88%	79	296	73
Please rate how safe or unsafe you feel:	In your neighborhood during the day	Similar	92%	222	352	37
	In Elk Grove's downtown/commercial area during the day	Similar	86%	231	328	29
	From property crime	Similar	70%	92	128	28
	From violent crime	Similar	80%	90	128	29
	From fire, flood, or other natural disaster	Similar	84%	58	116	50
Please rate the job you feel the Elk Grove community does at each of the following.	Making all residents feel welcome	Similar	71%	60	122	51
	Attracting people from diverse backgrounds	Higher	76%	12	120	90
	Valuing/respecting residents from diverse backgrounds	Similar	76%	22	120	82
	Taking care of vulnerable residents	Similar	56%	69	118	42
Please rate each of the following in the Elk Grove community.	Overall quality of business and service establishments	Similar	71%	135	294	54
	Variety of business and service establishments	Similar	60%	72	117	39
	Vibrancy of downtown/commercial area	Similar	39%	202	277	27
	Employment opportunities	Similar	37%	190	323	41
	Shopping opportunities	Similar	54%	165	309	46
	Cost of living	Similar	33%	210	288	27
	Overall image or reputation	Similar	73%	193	364	47
Please also rate each of the following in the Elk Grove community.	Traffic flow on major streets	Lower	31%	290	341	15
	Ease of public parking	Similar	60%	115	265	56
	Ease of travel by car	Similar	56%	234	319	26
	Ease of travel by public transportation	Similar	37%	136	271	50
	Ease of travel by bicycle	Similar	52%	162	321	49
	Ease of walking	Similar	65%	168	321	47
	Well-planned residential growth	Similar	46%	82	120	32
	Well-planned commercial growth	Similar	42%	69	120	43
	Well-designed neighborhoods	Similar	60%	60	118	50

Please also rate each of the following in the Elk Grove community.	Preservation of the historical or cultural character of the community	Similar	54%	90	116	23
	Public places where people want to spend time	Similar	56%	200	282	29
	Variety of housing options	Similar	42%	206	298	31
	Availability of affordable quality housing	Similar	27%	229	322	29
	Overall quality of new development	Similar	54%	205	316	35
	Overall appearance	Similar	79%	168	353	52
	Cleanliness	Similar	76%	179	323	44
	Water resources	Lower	47%	85	107	21
	Air quality	Similar	67%	219	277	21
	Availability of paths and walking trails	Similar	71%	146	326	55
	Fitness opportunities	Similar	68%	172	278	38
	Recreational opportunities	Similar	61%	206	309	33
	Availability of affordable quality food	Similar	64%	186	273	32
	Availability of affordable quality health care	Similar	66%	142	286	50
	Availability of preventive health services	Similar	70%	112	269	58
	Availability of affordable quality mental health care	Similar	45%	139	268	48
	Opportunities to attend cultural/arts/music activities	Similar	43%	233	306	24
	Community support for the arts	Similar	43%	92	117	22
	Availability of affordable quality childcare/preschool	Similar	44%	191	283	32
	K-12 education	Similar	72%	145	289	50
	Adult educational opportunities	Similar	52%	164	275	40
	Sense of civic/community pride	Similar	53%	90	117	23
	Neighborliness of residents	Similar	55%	220	282	22
	Opportunities to participate in social events and activities	Similar	53%	198	288	31
	Opportunities to attend special events and festivals	Similar	57%	224	295	24
	Opportunities to volunteer	Similar	63%	206	286	28

Please also rate each of the following in the Elk Grove community.	Opportunities to participate in community matters	Similar	53%	237	290	18
	Openness and acceptance of the community toward people of diverse backgrounds	Similar	70%	68	314	78
Please indicate whether or not you have done each of the following in the last 12 months.	Contacted the City of Elk Grove for help or information	Similar	37%	290	343	15
	Contacted Elk Grove elected officials to express your opinion	Similar	10%	267	283	6
	Attended a local public meeting	Similar	17%	194	283	31
	Watched a local public meeting	Similar	25%	110	262	58
	Volunteered your time to some group/activity	Similar	28%	203	288	29
	Campaigned or advocated for a local issue, cause, or candidate	Similar	13%	240	272	12
	Voted in your most recent local election	Similar	82%	46	119	62
	Used public transportation instead of driving	Lower	10%	173	253	32
	Carpooled with other adults or children instead of driving alone	Similar	48%	58	278	79
	Walked or biked instead of driving	Similar	62%	109	281	61
Please rate the quality of each of the following services in Elk Grove.	Public information services	Similar	63%	212	308	31
	Economic development	Similar	55%	165	299	45
	Traffic enforcement	Similar	54%	305	368	17
	Traffic signal timing	Similar	44%	235	289	19
	Street repair	Similar	53%	125	368	66
	Street cleaning	Similar	68%	147	310	52
	Street lighting	Similar	64%	158	350	55
	Sidewalk maintenance	Similar	67%	82	315	74
	Bus or transit services	Similar	49%	136	263	48
	Land use, planning and zoning	Similar	43%	196	311	37
	Code enforcement	Similar	45%	219	368	40
	Affordable high-speed internet access	Similar	48%	80	114	30
	Garbage collection	Similar	78%	219	344	36
Drinking water	Similar	60%	250	310	19	

Please rate the quality of each of the following services in Elk Grove.

Sewer services	Similar	76%	180	313	42
Storm water management	Similar	72%	148	336	56
Power (electric and/or gas) utility	Similar	78%	122	229	47
Utility billing	Similar	67%	166	265	37
Police/Sheriff services	Similar	76%	284	419	32
Crime prevention	Similar	65%	255	367	30
Animal control	Similar	68%	142	330	57
Emergency preparedness	Similar	57%	196	300	35
Preservation of natural areas	Similar	59%	164	280	41
Elk Grove open space	Similar	60%	166	269	38
Recycling	Similar	71%	224	347	35
Yard waste pick-up	Similar	83%	105	293	64
City parks	Similar	87%	135	326	58
Recreation programs or classes	Similar	67%	183	321	43
Recreation centers or facilities	Similar	71%	124	294	58
Health services	Similar	74%	102	260	61
Public library services	Similar	75%	299	334	10
Overall customer service by Elk Grove employees	Similar	75%	209	382	45

Please rate the following categories of Elk Grove government performance.

The value of services for the taxes paid to Elk Grove	Similar	49%	241	389	38
The overall direction that Elk Grove is taking	Similar	54%	227	336	32
The job Elk Grove government does at welcoming resident involvement	Similar	50%	179	330	45
Overall confidence in Elk Grove government	Similar	49%	186	291	36
Generally acting in the best interest of the community	Similar	50%	199	294	32
Being honest	Similar	46%	220	285	23
Being open and transparent to the public	Similar	44%	85	119	29
Informing residents about issues facing the community	Similar	45%	94	126	26

Please rate the following categories of Elk Grove government performance.	Treating all residents fairly	Similar	57%	151	291	48
	Treating residents with respect	Similar	62%	77	117	35
Overall, how would you rate the quality of the services provided by each of the following?	The City of Elk Grove	Similar	68%	257	385	33
	The Federal Government	Similar	34%	235	275	14
Please rate how important, if at all, you think it is for the Elk Grove community to focus on each of the following in the coming two years.	Overall economic health	Similar	89%	187	269	30
	Overall quality of the transportation system	Similar	72%	75	116	36
	Overall design or layout of residential and commercial areas	Similar	85%	38	269	86
	Overall quality of the utility infrastructure	Similar	88%	47	115	60
	Overall feeling of safety	Higher	95%	29	269	89
	Overall quality of natural environment	Similar	86%	106	269	60
	Overall quality of parks and recreation opportunities	Similar	81%	63	116	46
	Overall health and wellness opportunities	Similar	76%	152	269	43
	Overall opportunities for education, culture, and the arts	Similar	76%	149	269	44
	Residents' connection and engagement with their community	Lower	65%	236	269	12
In general, how many times do you:	Access the internet from your home	Similar	96%	44	116	62
	Access the internet from your cell phone	Similar	94%	42	116	64
	Visit social media sites	Similar	82%	31	115	73
	Use or check email	Similar	97%	69	116	41
	Share your opinions online	Similar	34%	35	116	70
	Shop online	Higher	67%	12	116	90
	Please rate your overall health.	Similar	71%	89	275	68
	What impact, if any, do you think the economy will have on your family income in the next 6 months? Do you think the impact will be:	Similar	24%	213	278	23

Custom benchmark tables

This table contains the comparisons of Elk Grove’s results to those from other communities in California with populations of at least 60,000. The first column shows the comparison of Elk Grove’s rating to the benchmark. Elk Grove’s results are noted as being “higher”, “lower” or “similar” to the benchmark, meaning that the average rating given by Elk Grove residents is statistically similar to or different than the benchmark. The second column is Elk Grove’s “percent positive.” Most commonly, the percent positive is the combination of the top two most positive response options (i.e., excellent/good). The third column is the rank assigned to Elk Grove’s rating among communities where a similar question was asked. The fourth column is the number of communities that asked a similar question. The fifth column shows the percentile for Elk Grove’s result -- that is what percent of surveyed communities had a lower rating than Elk Grove.

			% positive	Rank	Number of communities	Percentile
Please rate each of the following aspects of quality of life in Elk Grove.	Elk Grove as a place to live	Similar	88%	11	19	47
	Your neighborhood as a place to live	Similar	87%	8	17	58
	Elk Grove as a place to raise children	Similar	87%	6	20	75
	Elk Grove as a place to work	Similar	57%	15	19	26
	Elk Grove as a place to visit	Lower	48%	14	17	23
	Elk Grove as a place to retire	Similar	68%	5	19	78
	The overall quality of life	Similar	83%	12	24	54
	Sense of community	Similar	61%	9	17	52
Please rate each of the following characteristics as they relate to Elk Grove as a whole.	Overall economic health	Similar	69%	9	17	52
	Overall quality of the transportation system	Similar	49%	5	11	63
	Overall design or layout of residential and commercial areas	Similar	66%	7	17	64
	Overall quality of the utility infrastructure	Similar	74%	4	11	72
	Overall feeling of safety	Similar	73%	10	19	52
	Overall quality of natural environment	Similar	72%	9	17	52
	Overall quality of parks and recreation opportunities	Higher	84%	3	11	81
	Overall health and wellness opportunities	Similar	74%	7	17	64
	Overall opportunities for education, culture, and the arts	Similar	54%	12	17	35
	Residents’ connection and engagement with their community	Similar	51%	7	12	50
Please indicate how likely or unlikely you are to do	Recommend living in Elk Grove to someone who asks	Similar	85%	8	17	58

Please indicate how likely or unlikely you are to do each of the following.	Remain in Elk Grove for the next five years	Similar	88%	3	17	88
	Please rate how safe or unsafe you feel:	In your neighborhood during the day	Similar	92%	9	18
	In Elk Grove's downtown/commercial area during the day	Similar	86%	9	16	50
	From property crime	Similar	70%	4	11	72
	From violent crime	Similar	80%	6	11	54
	From fire, flood, or other natural disaster	Similar	84%	5	11	63
Please rate the job you feel the Elk Grove community does at each of the following.	Making all residents feel welcome	Similar	71%	4	12	75
	Attracting people from diverse backgrounds	Higher	76%	2	12	91
	Valuing/respecting residents from diverse backgrounds	Higher	76%	2	12	91
	Taking care of vulnerable residents	Higher	56%	4	12	75
Please rate each of the following in the Elk Grove community.	Overall quality of business and service establishments	Similar	71%	9	17	52
	Variety of business and service establishments	Similar	60%	9	12	33
	Vibrancy of downtown/commercial area	Lower	39%	12	15	26
	Employment opportunities	Similar	37%	12	17	35
	Shopping opportunities	Similar	54%	13	18	33
	Cost of living	Similar	33%	5	17	76
	Overall image or reputation	Similar	73%	11	18	44
Please also rate each of the following in the Elk Grove community.	Traffic flow on major streets	Similar	31%	14	17	23
	Ease of public parking	Similar	60%	4	16	81
	Ease of travel by car	Similar	56%	10	17	47
	Ease of travel by public transportation	Similar	37%	8	17	58
	Ease of travel by bicycle	Similar	52%	12	17	35
	Ease of walking	Similar	65%	11	17	41
	Well-planned residential growth	Similar	46%	5	11	63
	Well-planned commercial growth	Similar	42%	5	11	63
	Well-designed neighborhoods	Similar	60%	4	11	72

Please also rate each of the following in the Elk Grove community.					
	Similar	54%	6	11	54
Preservation of the historical or cultural character of the community	Similar	54%	6	11	54
Public places where people want to spend time	Similar	56%	11	17	41
Variety of housing options	Similar	42%	8	17	58
Availability of affordable quality housing	Similar	27%	5	17	76
Overall quality of new development	Similar	54%	8	16	56
Overall appearance	Similar	79%	8	16	56
Cleanliness	Higher	76%	8	16	56
Water resources	Similar	47%	6	10	50
Air quality	Similar	67%	9	17	52
Availability of paths and walking trails	Similar	71%	9	17	52
Fitness opportunities	Similar	68%	10	17	47
Recreational opportunities	Similar	61%	10	17	47
Availability of affordable quality food	Similar	64%	9	17	52
Availability of affordable quality health care	Similar	66%	7	17	64
Availability of preventive health services	Similar	70%	7	17	64
Availability of affordable quality mental health care	Similar	45%	7	17	64
Opportunities to attend cultural/arts/music activities	Lower	43%	15	17	17
Community support for the arts	Similar	43%	8	11	36
Availability of affordable quality childcare/preschool	Similar	44%	9	16	50
K-12 education	Similar	72%	8	17	58
Adult educational opportunities	Similar	52%	13	17	29
Sense of civic/community pride	Similar	53%	6	11	54
Neighborliness of residents	Similar	55%	12	17	35
Opportunities to participate in social events and activities	Similar	53%	12	17	35
Opportunities to attend special events and festivals	Similar	57%	10	15	40
Opportunities to volunteer	Similar	63%	12	18	38

Please also rate each of the following in the Elk Grove community.	Opportunities to participate in community matters	Similar	53%	13	18	33	
	Openness and acceptance of the community toward people of diverse backgrounds	Similar	70%	3	17	88	
Please indicate whether or not you have done each of the following in the last 12 months.	Contacted the City of Elk Grove for help or information	Similar	37%	15	18	22	
	Contacted Elk Grove elected officials to express your opinion	Similar	10%	15	17	17	
	Attended a local public meeting	Similar	17%	13	17	29	
	Watched a local public meeting	Similar	25%	10	17	47	
	Volunteered your time to some group/activity	Similar	28%	13	17	29	
	Campaigned or advocated for a local issue, cause, or candidate	Lower	13%	16	17	11	
	Voted in your most recent local election	Similar	82%	7	12	50	
	Used public transportation instead of driving	Lower	10%	16	17	11	
	Carpooled with other adults or children instead of driving alone	Similar	48%	11	17	41	
	Walked or biked instead of driving	Similar	62%	10	17	47	
	Please rate the quality of each of the following services in Elk Grove.	Public information services	Similar	63%	11	17	41
		Economic development	Similar	55%	8	17	58
Traffic enforcement		Similar	54%	11	18	44	
Traffic signal timing		Similar	44%	13	16	25	
Street repair		Higher	53%	7	19	68	
Street cleaning		Similar	68%	8	18	61	
Street lighting		Similar	64%	7	16	62	
Sidewalk maintenance		Higher	67%	4	17	82	
Bus or transit services		Similar	49%	9	17	52	
Land use, planning and zoning		Similar	43%	9	17	52	
Code enforcement		Similar	45%	8	18	61	
Affordable high-speed internet access		Similar	48%	6	12	58	
Garbage collection		Similar	78%	10	18	50	
Drinking water		Similar	60%	13	16	25	
































Please rate the quality of each of the following services in Elk Grove.	Sewer services	Similar	76%	9	16	50	
	Storm water management	Similar	72%	8	18	61	
	Power (electric and/or gas) utility	Similar	78%	3	13	84	
	Utility billing	Similar	67%	5	14	71	
	Police/Sheriff services	Similar	76%	12	21	47	
	Crime prevention	Similar	65%	9	18	55	
	Animal control	Similar	68%	8	17	58	
	Emergency preparedness	Similar	57%	9	17	52	
	Preservation of natural areas	Similar	59%	8	17	58	
	Elk Grove open space	Similar	60%	8	16	56	
	Recycling	Similar	71%	8	16	56	
	Yard waste pick-up	Similar	83%	6	16	68	
	City parks	Similar	87%	5	16	75	
	Recreation programs or classes	Similar	67%	10	19	52	
	Recreation centers or facilities	Similar	71%	7	17	64	
	Health services	Similar	74%	3	14	85	
	Public library services	Similar	75%	15	20	30	
	Overall customer service by Elk Grove employees	Similar	75%	8	18	61	
	Please rate the following categories of Elk Grove government performance.	The value of services for the taxes paid to Elk Grove	Similar	49%	9	18	55
		The overall direction that Elk Grove is taking	Similar	54%	8	19	63
The job Elk Grove government does at welcoming resident involvement		Similar	50%	8	17	58	
Overall confidence in Elk Grove government		Similar	49%	8	17	58	
Generally acting in the best interest of the community		Similar	50%	8	17	58	
Being honest		Similar	46%	10	16	43	
Being open and transparent to the public		Similar	44%	6	12	58	
Informing residents about issues facing the community		Similar	45%	6	12	58	































Please rate the following categories of Elk Grove government performance.	Treating all residents fairly	Similar	57%	7	17	64
	Treating residents with respect	Similar	62%	6	12	58
Overall, how would you rate the quality of the services provided by each of the following?	The City of Elk Grove	Similar	68%	11	22	54
	The Federal Government	Similar	34%	9	16	50
Please rate how important, if at all, you think it is for the Elk Grove community to focus on each of the following in the coming two years.	Overall economic health	Similar	89%	11	16	37
	Overall quality of the transportation system	Similar	72%	10	11	18
	Overall design or layout of residential and commercial areas	Similar	85%	2	16	93
	Overall quality of the utility infrastructure	Similar	88%	3	11	81
	Overall feeling of safety	Similar	95%	3	16	87
	Overall quality of natural environment	Similar	86%	10	16	43
	Overall quality of parks and recreation opportunities	Similar	81%	6	11	54
	Overall health and wellness opportunities	Similar	76%	9	16	50
	Overall opportunities for education, culture, and the arts	Similar	76%	6	16	68
	Residents' connection and engagement with their community	Similar	65%	11	16	37
In general, how many times do you:	Access the internet from your home	Similar	96%	5	11	63
	Access the internet from your cell phone	Similar	94%	7	11	45
	Visit social media sites	Similar	82%	2	11	90
	Use or check email	Similar	97%	6	11	54
	Share your opinions online	Similar	34%	6	11	54
	Shop online	Similar	67%	2	11	90
	Please rate your overall health.	Similar	71%	5	17	76
	What impact, if any, do you think the economy will have on your family income in the next 6 months? Do you think the impact will be:	Similar	24%	12	17	35

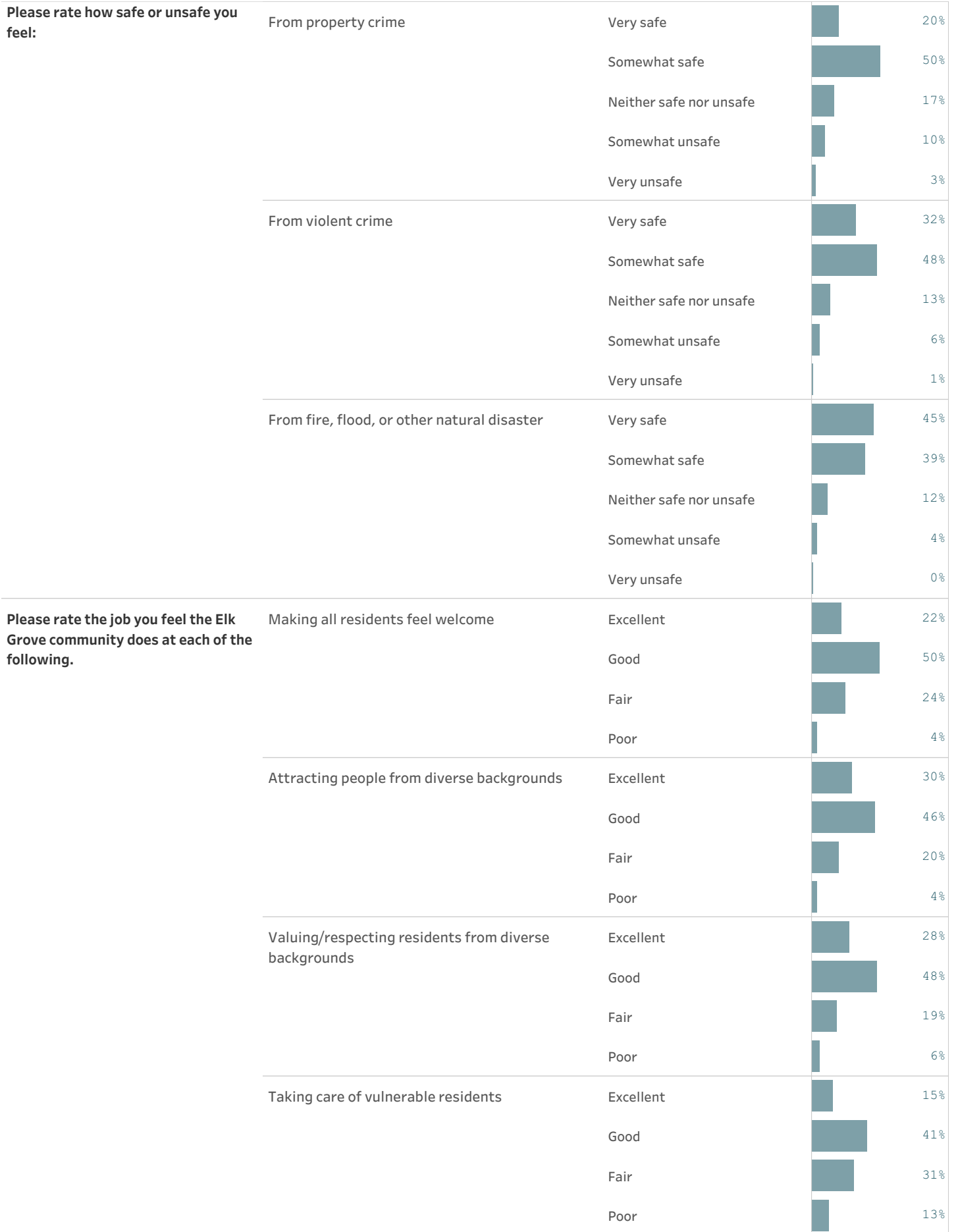
Complete set of frequencies
































This dashboard contains a complete set of responses to each question on the survey. By default, "Don't know" responses are excluded, but may be added to the table using the response filter to the right. When a table for a question that only permitted a single response does not total to exactly 100%, it is due to the common practice of percentages being rounded to the nearest whole number.

Question	Response	Percentage	
Please rate each of the following aspects of quality of life in Elk Grove.	Elk Grove as a place to live	Excellent	36%
		Good	52%
		Fair	10%
		Poor	2%
Your neighborhood as a place to live	Excellent	43%	
	Good	45%	
	Fair	11%	
	Poor	2%	
Elk Grove as a place to raise children	Excellent	40%	
	Good	47%	
	Fair	10%	
	Poor	2%	
Elk Grove as a place to work	Excellent	18%	
	Good	39%	
	Fair	29%	
	Poor	14%	
Elk Grove as a place to visit	Excellent	11%	
	Good	37%	
	Fair	32%	
	Poor	19%	
Elk Grove as a place to retire	Excellent	25%	
	Good	43%	
	Fair	22%	
	Poor	10%	
The overall quality of life	Excellent	26%	
	Good	57%	
	Fair	15%	
	Poor	2%	
































Please rate each of the following aspects of quality of life in Elk Grove.	Sense of community	Excellent		14%
		Good		47%
		Fair		29%
		Poor		10%
Please rate each of the following characteristics as they relate to Elk Grove as a whole.	Overall economic health	Excellent		9%
		Good		60%
		Fair		27%
		Poor		4%
Overall quality of the transportation system	Excellent		7%	
	Good		42%	
	Fair		38%	
	Poor		13%	
Overall design or layout of residential and commercial areas	Excellent		16%	
	Good		50%	
	Fair		24%	
	Poor		10%	
Overall quality of the utility infrastructure	Excellent		18%	
	Good		55%	
	Fair		21%	
	Poor		5%	
Overall feeling of safety	Excellent		15%	
	Good		58%	
	Fair		23%	
	Poor		4%	
Overall quality of natural environment	Excellent		23%	
	Good		49%	
	Fair		22%	
	Poor		5%	
Overall quality of parks and recreation opportunities	Excellent		40%	
	Good		44%	
	Fair		14%	
































Please rate each of the following characteristics as they relate to Elk Grove as a whole.	Overall quality of parks and recreation opportunities	Poor		2%	
	Overall health and wellness opportunities	Excellent		24%	
		Good		50%	
		Fair		25%	
		Poor		2%	
	Overall opportunities for education, culture, and the arts	Excellent		11%	
		Good		43%	
		Fair		36%	
		Poor		9%	
	Residents' connection and engagement with their community	Excellent		8%	
		Good		43%	
		Fair		40%	
		Poor		8%	
	Please indicate how likely or unlikely you are to do each of the following.	Recommend living in Elk Grove to someone who asks	Very likely		47%
			Somewhat likely		38%
			Somewhat unlikely		9%
Very unlikely				6%	
Remain in Elk Grove for the next five years		Very likely		64%	
		Somewhat likely		23%	
		Somewhat unlikely		7%	
		Very unlikely		6%	
Please rate how safe or unsafe you feel:	In your neighborhood during the day	Very safe		64%	
		Somewhat safe		28%	
		Neither safe nor unsafe		6%	
		Somewhat unsafe		1%	
		Very unsafe		0%	
	In Elk Grove's downtown/commercial area during the day	Very safe		42%	
		Somewhat safe		44%	
		Neither safe nor unsafe		11%	
		Somewhat unsafe		3%	
		Very unsafe		0%	



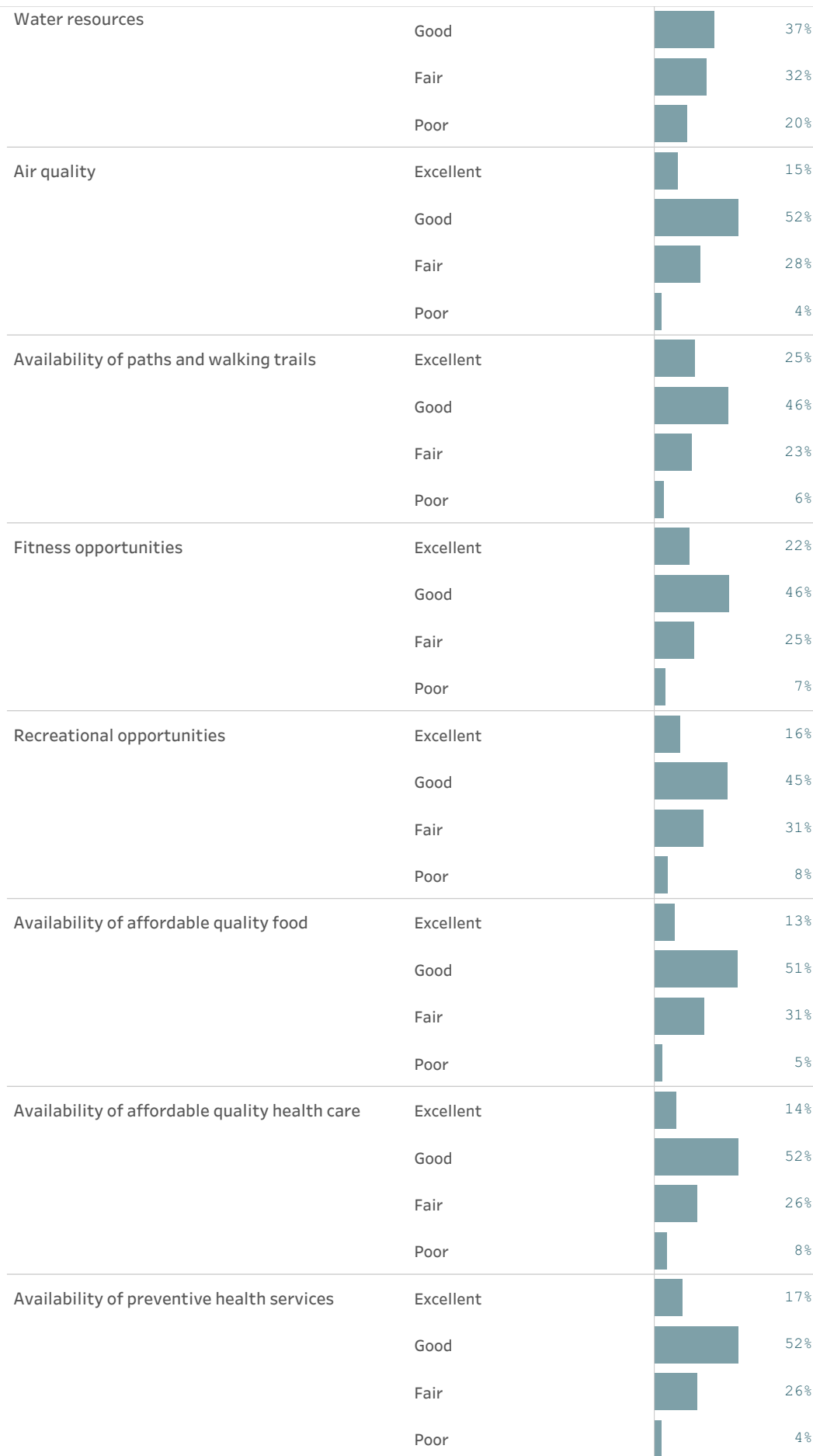
Please rate each of the following in the Elk Grove community.	Overall quality of business and service establishments	Excellent		16%
		Good		55%
		Fair		23%
		Poor		6%
	Variety of business and service establishments	Excellent		18%
		Good		42%
		Fair		29%
		Poor		11%
	Vibrancy of downtown/commercial area	Excellent		8%
		Good		31%
		Fair		38%
		Poor		23%
	Employment opportunities	Excellent		7%
		Good		30%
		Fair		46%
		Poor		17%
	Shopping opportunities	Excellent		16%
		Good		38%
		Fair		34%
		Poor		12%
	Cost of living	Excellent		4%
		Good		30%
		Fair		42%
		Poor		25%
	Overall image or reputation	Excellent		22%
		Good		51%
		Fair		23%
		Poor		4%
Please also rate each of the following in the Elk Grove community.	Traffic flow on major streets	Excellent		4%
		Good		27%
		Fair		39%

Please also rate each of the following in the Elk Grove community.

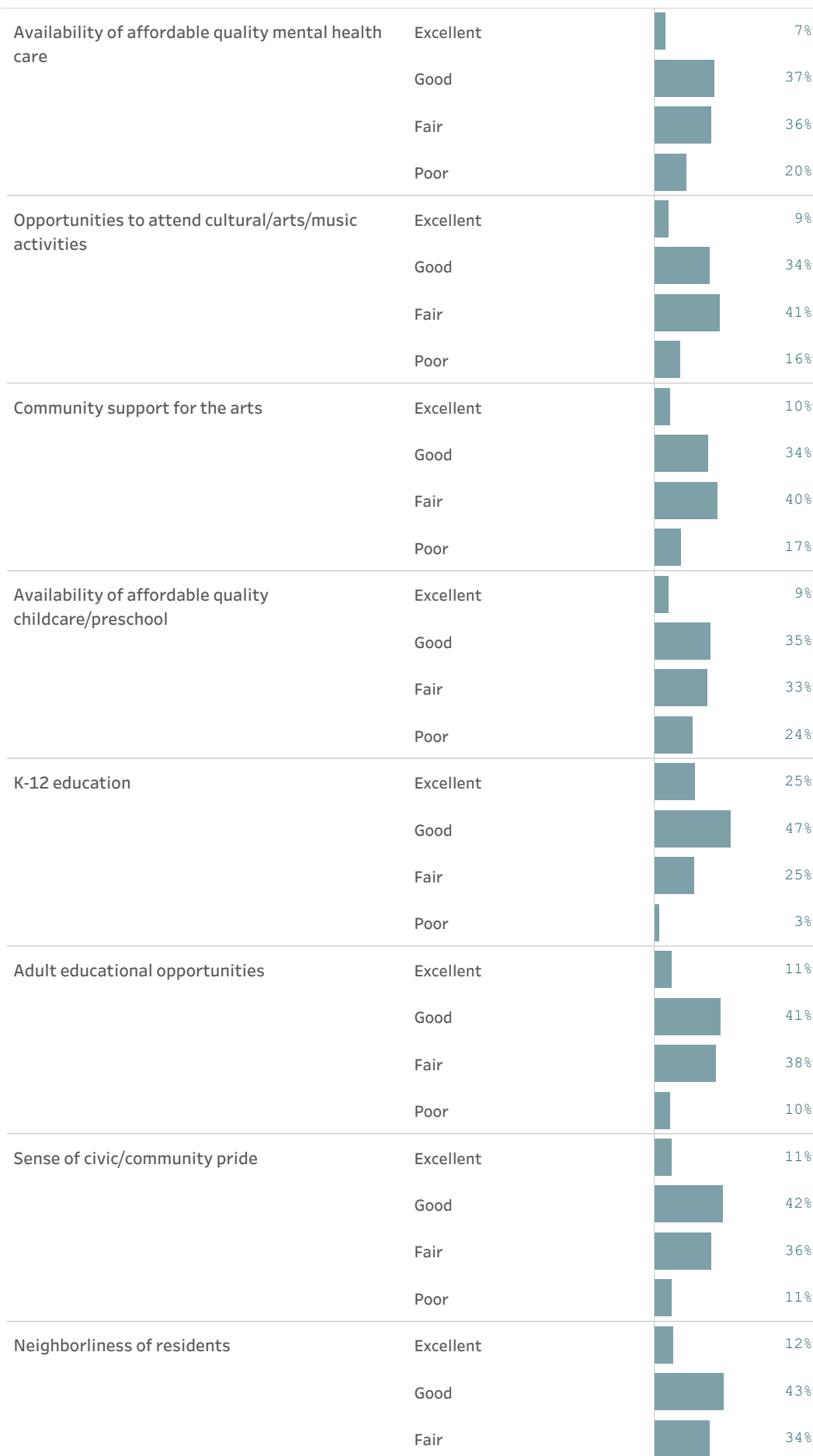
Traffic flow on major streets	Poor		31%
Ease of public parking	Excellent		19%
	Good		41%
	Fair		32%
	Poor		8%
Ease of travel by car	Excellent		19%
	Good		38%
	Fair		28%
	Poor		15%
Ease of travel by public transportation	Excellent		8%
	Good		29%
	Fair		34%
	Poor		29%
Ease of travel by bicycle	Excellent		15%
	Good		38%
	Fair		34%
	Poor		13%
Ease of walking	Excellent		20%
	Good		46%
	Fair		26%
	Poor		8%
Well-planned residential growth	Excellent		10%
	Good		36%
	Fair		29%
	Poor		25%
Well-planned commercial growth	Excellent		10%
	Good		32%
	Fair		37%
	Poor		21%
Well-designed neighborhoods	Excellent		14%
	Good		46%
































Please also rate each of the following in the Elk Grove community.			
Well-designed neighborhoods	Fair		31%
	Poor		8%
Preservation of the historical or cultural character of the community	Excellent		11%
	Good		43%
	Fair		33%
	Poor		13%
Public places where people want to spend time	Excellent		11%
	Good		45%
	Fair		32%
	Poor		11%
Variety of housing options	Excellent		8%
	Good		34%
	Fair		38%
	Poor		20%
Availability of affordable quality housing	Excellent		4%
	Good		23%
	Fair		36%
	Poor		38%
Overall quality of new development	Excellent		8%
	Good		45%
	Fair		32%
	Poor		14%
Overall appearance	Excellent		21%
	Good		58%
	Fair		17%
	Poor		4%
Cleanliness	Excellent		23%
	Good		53%
	Fair		19%
	Poor		4%
Water resources	Excellent		10%

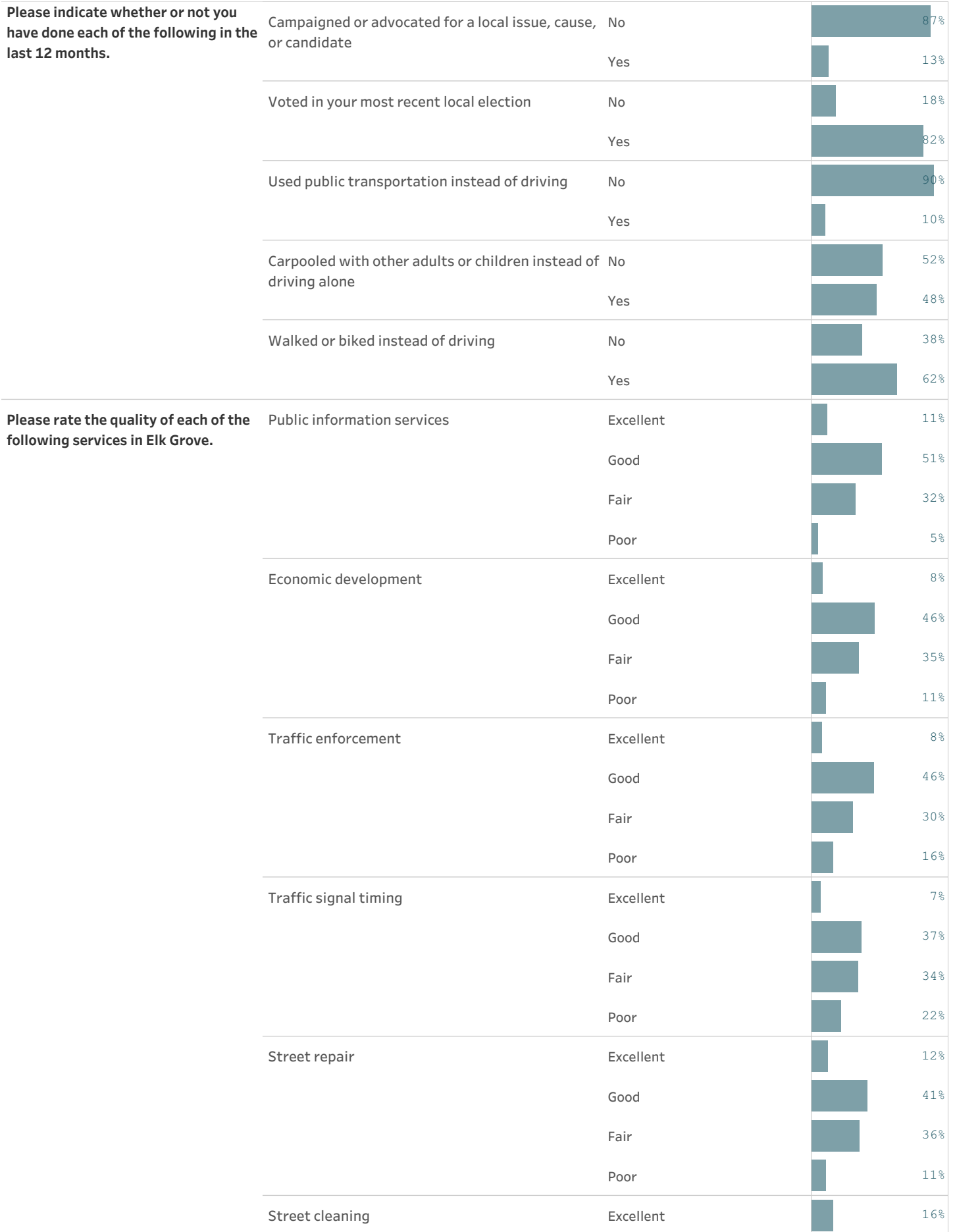
Please also rate each of the following in the Elk Grove community.


































Please also rate each of the following in the Elk Grove community.

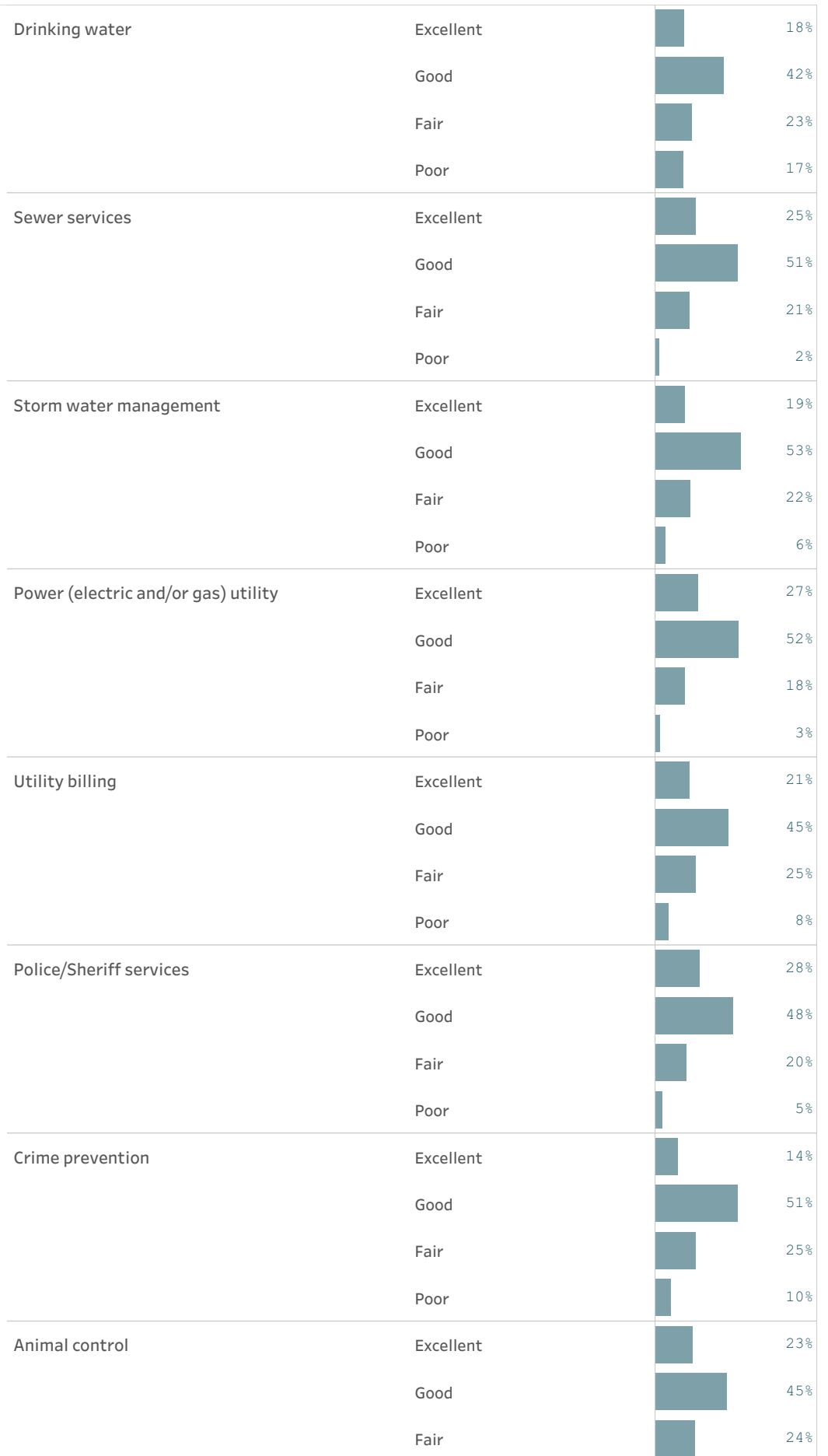


Please also rate each of the following in the Elk Grove community.	Neighborliness of residents	Poor		11%
	Opportunities to participate in social events and activities	Excellent		12%
		Good		41%
		Fair		40%
		Poor		8%
	Opportunities to attend special events and festivals	Excellent		13%
		Good		44%
		Fair		33%
		Poor		9%
	Opportunities to volunteer	Excellent		14%
		Good		49%
		Fair		29%
		Poor		7%
	Opportunities to participate in community matters	Excellent		9%
		Good		44%
		Fair		36%
		Poor		11%
	Openness and acceptance of the community toward people of diverse backgrounds	Excellent		19%
		Good		50%
		Fair		23%
Poor			7%	
Please indicate whether or not you have done each of the following in the last 12 months.	Contacted the City of Elk Grove for help or information	No		63%
		Yes		37%
	Contacted Elk Grove elected officials to express your opinion	No		90%
		Yes		10%
	Attended a local public meeting	No		83%
		Yes		17%
	Watched a local public meeting	No		75%
		Yes		25%
	Volunteered your time to some group/activity	No		72%
		Yes		28%

































































Please rate the quality of each of the following services in Elk Grove.			
Street cleaning	Good		52%
	Fair		23%
	Poor		8%
Street lighting	Excellent		15%
	Good		49%
	Fair		26%
	Poor		9%
Sidewalk maintenance	Excellent		16%
	Good		50%
	Fair		27%
	Poor		7%
Bus or transit services	Excellent		10%
	Good		39%
	Fair		33%
	Poor		18%
Land use, planning and zoning	Excellent		9%
	Good		34%
	Fair		34%
	Poor		23%
Code enforcement	Excellent		9%
	Good		36%
	Fair		35%
	Poor		20%
Affordable high-speed internet access	Excellent		11%
	Good		38%
	Fair		30%
	Poor		22%
Garbage collection	Excellent		33%
	Good		46%
	Fair		19%
	Poor		3%

Please rate the quality of each of the following services in Elk Grove.

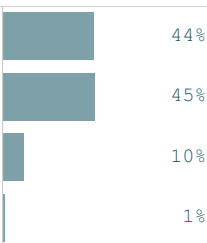



Please rate the quality of each of the following services in Elk Grove.			
Animal control	Poor		8%
Emergency preparedness	Excellent		18%
	Good		40%
	Fair		35%
	Poor		7%
Preservation of natural areas	Excellent		19%
	Good		41%
	Fair		25%
	Poor		16%
Elk Grove open space	Excellent		16%
	Good		44%
	Fair		27%
	Poor		13%
Recycling	Excellent		27%
	Good		44%
	Fair		21%
	Poor		8%
Yard waste pick-up	Excellent		31%
	Good		52%
	Fair		14%
	Poor		3%
City parks	Excellent		35%
	Good		51%
	Fair		10%
	Poor		3%
Recreation programs or classes	Excellent		23%
	Good		44%
	Fair		26%
	Poor		7%
Recreation centers or facilities	Excellent		24%
	Good		47%

Please rate the quality of each of the following services in Elk Grove.	Recreation centers or facilities	Fair		23%
		Poor		6%
	Health services	Excellent		20%
		Good		54%
		Fair		22%
		Poor		4%
	Public library services	Excellent		24%
		Good		51%
		Fair		18%
		Poor		7%
Overall customer service by Elk Grove employees	Excellent		24%	
	Good		52%	
	Fair		22%	
	Poor		3%	
Please rate the following categories of Elk Grove government performance.	The value of services for the taxes paid to Elk Grove	Excellent		6%
		Good		43%
		Fair		38%
		Poor		13%
	The overall direction that Elk Grove is taking	Excellent		9%
		Good		45%
		Fair		32%
		Poor		15%
	The job Elk Grove government does at welcoming resident involvement	Excellent		8%
		Good		41%
Fair			38%	
Poor			12%	
Overall confidence in Elk Grove government	Excellent		6%	
	Good		42%	
	Fair		37%	
	Poor		14%	
Generally acting in the best interest of the community	Excellent		8%	

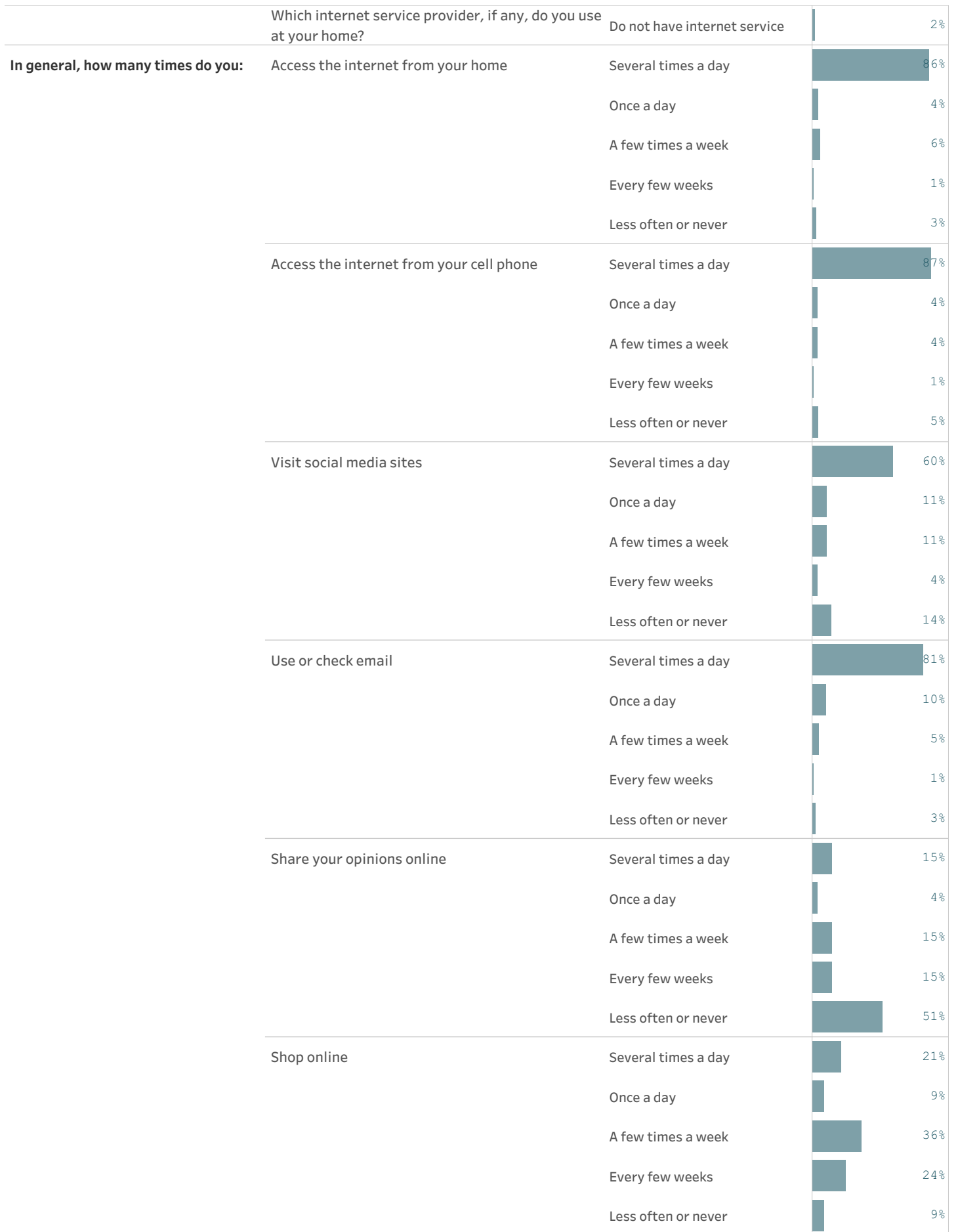
Please rate the following categories of Elk Grove government performance.	Generally acting in the best interest of the community	Good		42%
		Fair		35%
		Poor		14%
Being honest	Excellent		7%	
	Good		39%	
	Fair		40%	
	Poor		14%	
Being open and transparent to the public	Excellent		11%	
	Good		33%	
	Fair		39%	
	Poor		17%	
Informing residents about issues facing the community	Excellent		7%	
	Good		38%	
	Fair		39%	
	Poor		16%	
Treating all residents fairly	Excellent		13%	
	Good		43%	
	Fair		32%	
	Poor		12%	
Treating residents with respect	Excellent		13%	
	Good		49%	
	Fair		31%	
	Poor		7%	
Overall, how would you rate the quality of the services provided by each of the following?	The City of Elk Grove	Excellent		15%
		Good		54%
		Fair		28%
		Poor		4%
	The Federal Government	Excellent		4%
		Good		30%
		Fair		37%
		Poor		29%
































Please rate how important, if at all, you think it is for the Elk Grove community to focus on each of the following in the coming two years.


























Overall economic health	Essential		44%
	Very important		45%
	Somewhat important		10%
	Not at all important		1%
Overall quality of the transportation system	Essential		28%
	Very important		44%
	Somewhat important		23%
	Not at all important		5%
Overall design or layout of residential and commercial areas	Essential		37%
	Very important		48%
	Somewhat important		13%
	Not at all important		2%
Overall quality of the utility infrastructure	Essential		51%
	Very important		36%
	Somewhat important		11%
	Not at all important		1%
Overall feeling of safety	Essential		65%
	Very important		30%
	Somewhat important		4%
	Not at all important		1%
Overall quality of natural environment	Essential		37%
	Very important		49%
	Somewhat important		13%
	Not at all important		1%
Overall quality of parks and recreation opportunities	Essential		32%
	Very important		50%
	Somewhat important		15%
	Not at all important		4%
Overall health and wellness opportunities	Essential		31%
	Very important		46%
	Somewhat important		19%

Please rate how important, if at all, you think it is for the Elk Grove community to focus on each of the following in the coming two years.	Overall health and wellness opportunities	Not at all important		5%
	Overall opportunities for education, culture, and the arts	Essential		33%
		Very important		43%
		Somewhat important		20%
		Not at all important		4%
	Residents' connection and engagement with their community	Essential		23%
		Very important		42%
		Somewhat important		31%
		Not at all important		4%
	Select THREE of the following items that you believe should be top priorities for the City of Elk Grove.	Addressing climate change		10%
		Addressing homelessness		41%
		Affordability/cost of living		40%
		Attracting and retaining local businesses		30%
City government/services			5%	
Emergency and disaster preparedness			5%	
Improving internet service speed and/or pricing			8%	
Keeping public spaces safe and clean			33%	
Library facilities and programs			2%	
Maintaining emergency response times			10%	
Maintaining local property values			9%	
Open space and trails			8%	
Performing arts			5%	
Property maintenance/code enforcement			7%	
Public safety			34%	
Regional and inter-regional transit connectivity (e.g., light ..			7%	
Reducing traffic congestion			29%	
Road maintenance			6%	
Youth and senior programs			6%	
Other			6%	
How much do you agree or disagree with each of the following statements?	The City of Elk Grove effectively manages taxpayer money	Strongly agree		10%
		Somewhat agree		64%

How much do you agree or disagree with each of the following statements?	The City of Elk Grove effectively manages taxpayer money	Somewhat disagree		16%
		Strongly disagree		10%
	The City should explore additional funding sources in order to provide more services and/or address priority issues	Strongly agree		31%
		Somewhat agree		44%
		Somewhat disagree		13%
		Strongly disagree		13%
	The City should prioritize service cuts before exploring additional funding sources	Strongly agree		20%
		Somewhat agree		29%
		Somewhat disagree		28%
		Strongly disagree		22%
	What is your employment status?	Employed full time		64%
		Employed part time		4%
Unemployed, seeking paid work			4%	
Unemployed, not seeking paid work			2%	
Fully retired			25%	
Where is your workplace located?	Within Elk Grove city limits		30%	
	Within 20 miles of Elk Grove		39%	
	More than 20 miles outside of Elk Grove		30%	
Please select all that apply to your current situation and future expectations regarding working from home.	Temporarily working only from home		15%	
	Working both on-site and from home		43%	
	Planning to work only from home in future		16%	
	Planning to work only on-site in future		10%	
	Not working from home in any capacity		31%	
Which internet service provider, if any, do you use at your home?	AT&T		2%	
	Comcast/Xfinity		70%	
	Consolidated		16%	
	Frontier		7%	
	Hughes.Net		0%	
	Space X/Starlink		0%	
	Verizon		1%	
	Other		2%	



Please rate your overall health.	Excellent		23%
	Very good		48%
	Good		23%
	Fair		5%
	Poor		1%
What impact, if any, do you think the economy will have on your family income in the next 6 months? Do you think the impact will be:	Very positive		9%
	Somewhat positive		15%
	Neutral		43%
	Somewhat negative		25%
	Very negative		7%
How many years have you lived in Elk Grove?	Less than 2 years		12%
	2-5 years		17%
	6-10 years		14%
	11-20 years		27%
	More than 20 years		29%
Which best describes the building you live in?	One family house detached from any other houses		86%
	Building with two or more homes (duplex, townhome, apa..		12%
	Mobile home		0%
	Other		2%
Do you rent or own your home?	Rent		25%
	Own		75%
About how much is your monthly housing cost for the place you live (including rent, mortgage payment, property tax, property insurance and homeowners' association (HOA) fees)?	Less than \$500		3%
	\$500 to \$999		8%
	\$1,000 to \$1,499		10%
	\$1,500 to \$1,999		21%
	\$2,000 to \$2,499		23%
	\$2,500 to \$2,999		19%
	\$3,000 to \$3,499		7%
	\$3,500 or more		9%
Do any children 17 or under live in your household?	No		59%
	Yes		41%

Are you or any other members of your household aged 65 or older?	No		71%
	Yes		29%
How much do you anticipate your household's total income before taxes will be for the current year? (Please include in your total income money from all sources for all persons living in your household.)	Less than \$25,000		3%
	\$25,000 to \$49,999		11%
	\$50,000 to \$74,999		14%
	\$75,000 to \$99,999		14%
	\$100,000 to \$149,999		27%
	\$150,000 or more		30%
	Are you Spanish, Hispanic or Latino?	No, not Spanish, Hispanic, or Latino	
Yes, I consider myself to be Spanish, Hispanic, or Latino			16%
What is your race? (Mark one or more races to indicate what race you consider yourself to be.)	American Indian or Alaskan Native		3%
	Asian, Asian Indian, or Pacific Islander		30%
	Black or African American		11%
	White		53%
	Other		12%
In which category is your age?	18-24 years		1%
	25-34 years		22%
	35-44 years		20%
	45-54 years		21%
	55-64 years		14%
	65-74 years		16%
	75 years or older		6%
What is your gender?	Female		54%
	Male		46%
	Identify in another way		0%

Full trends

This table contains the trends over time for the City of Elk Grove. The combined "percent positive" responses for each survey year are presented (e.g., excellent/good or yes). If an item was not included during an administration of the survey, no percentage will be shown in the table. If the difference between the 2019 and 2021 surveys is greater than six percentage points, the change is statistically significant.

It is important to note that in 2020, The NCS survey was updated to include new and refreshed items. Consequently, some of the trends may be impacted due to wording modifications that could have potentially altered the meaning of the item for the respondent.

		2009	2011	2013	2015	2017	2019	2021
Please rate each of the following aspects of quality of life in Elk Grove.	Elk Grove as a place to live	80%	82%	88%	87%	83%	84%	88%
	Your neighborhood as a place to live	79%	83%	82%	83%	84%	87%	87%
	Elk Grove as a place to raise children	74%	80%	86%	86%	83%	84%	87%
	Elk Grove as a place to work	49%	42%	59%	55%	51%	51%	57%
	Elk Grove as a place to visit			45%	41%	43%	44%	48%
	Elk Grove as a place to retire	49%	60%	69%	65%	55%	61%	68%
	The overall quality of life	73%	74%	81%	81%	77%	80%	83%
	Sense of community	55%	62%	66%	51%	57%	58%	61%
Please rate each of the following characteristics as they relate to Elk Grove as a whole.	Overall economic health			63%	68%	63%	69%	69%
	Overall quality of the transportation system							49%
	Overall design or layout of residential and commercial areas			65%	63%	64%	66%	66%
	Overall quality of the utility infrastructure							74%
	Overall feeling of safety			79%	72%	64%	75%	73%
	Overall quality of natural environment	59%	64%	77%	74%	70%	72%	72%
	Overall quality of parks and recreation opportunities							84%
	Overall health and wellness opportunities			74%	68%	68%	73%	74%
	Overall opportunities for education, culture, and the arts			67%	69%	68%	73%	54%

Please rate each of the following characteristics as they relate to Elk Grove as a whole.	Residents' connection and engagement with their community	51%
Please indicate how likely or unlikely you are to do each of the following.	Recommend living in Elk Grove to someone who asks	76% 85% 88% 91% 84% 88% 85%
	Remain in Elk Grove for the next five years	82% 81% 87% 87% 85% 86% 88%
Please rate how safe or unsafe you feel:	In your neighborhood during the day	88% 91% 93% 90% 88% 93% 92%
	In Elk Grove's downtown/commercial area during the day	84% 85% 83% 92% 83% 86% 86%
	From property crime	45% 52% 70%
	From violent crime	62% 67% 80%
	From fire, flood, or other natural disaster	84%
Please rate the job you feel the Elk Grove community does at each of the following.	Making all residents feel welcome	71%
	Attracting people from diverse backgrounds	76%
	Valuing/respecting residents from diverse backgrounds	76%
	Taking care of vulnerable residents	56%
Please rate each of the following in the Elk Grove community.	Overall quality of business and service establishments	55% 58% 59% 62% 59% 58% 71%
	Variety of business and service establishments	60%
	Vibrancy of downtown/commercial area	30% 31% 29% 32% 39%
	Employment opportunities	14% 22% 32% 33% 35% 35% 37%
	Shopping opportunities	47% 52% 50% 55% 57% 51% 54%
	Cost of living	43% 45% 39% 38% 33%
	Overall image or reputation	64% 64% 74% 70% 70% 72% 73%
Please also rate each of the following in the Elk Grove community.	Traffic flow on major streets	39% 37% 48% 35% 35% 32% 31%
	Ease of public parking	68% 62% 65% 60%
	Ease of travel by car	52% 54% 58% 59% 56% 59% 56%

Please also rate each of the following in the Elk Grove community.

Ease of travel by public transportation	41% 44% 40% 37% 37%
Ease of travel by bicycle	57% 52% 57% 58% 46% 54% 52%
Ease of walking	61% 62% 71% 66% 67% 66% 65%
Well-planned residential growth	46%
Well-planned commercial growth	42%
Well-designed neighborhoods	60%
Preservation of the historical or cultural character of the community	54%
Public places where people want to spend time	58% 62% 56% 61% 56%
Variety of housing options	62% 56% 63% 57% 58% 52% 42%
Availability of affordable quality housing	49% 44% 50% 48% 47% 37% 27%
Overall quality of new development	53% 57% 52% 49% 50% 50% 54%
Overall appearance	78% 81% 79% 75% 75% 79% 79%
Cleanliness	77% 80% 80% 74% 73% 74% 76%
Water resources	47%
Air quality	54% 58% 73% 69% 61% 71% 67%
Availability of paths and walking trails	59% 59% 73% 66% 65% 70% 71%
Fitness opportunities	77% 74% 69% 68% 68%
Recreational opportunities	50% 59% 69% 58% 58% 63% 61%
Availability of affordable quality food	65% 67% 66% 65% 65% 66% 64%
Availability of affordable quality health care	53% 59% 73% 68% 66% 69% 66%
Availability of preventive health services	51% 58% 70% 68% 70% 69% 70%
Availability of affordable quality mental health care	57% 50% 45% 52% 45%

Please also rate each of the following in the Elk Grove community.	Opportunities to attend cultural/arts/music activities	38%	44%	44%	45%	49%	54%	43%	
	Community support for the arts							43%	
	Availability of affordable quality childcare/preschool	39%	39%	60%	57%	54%	49%	44%	
	K-12 education	78%		78%	86%	80%	80%	72%	
	Adult educational opportunities			59%	67%	59%	62%	52%	
	Sense of civic/community pride							53%	
	Neighborliness of residents			59%	46%	62%	58%	55%	
	Opportunities to participate in social events and activities	49%	58%	52%	49%	52%	51%	53%	
	Opportunities to attend special events and festivals			59%	57%	65%	65%	57%	
	Opportunities to volunteer	51%	62%	62%	60%	61%	59%	63%	
	Opportunities to participate in community matters	55%	60%	54%	50%	56%	55%	53%	
	Openness and acceptance of the community toward people of diverse backgrounds	73%	69%	63%	66%	70%	65%	70%	
	Please indicate whether or not you have done each of the following in the last 12 months.	Contacted the City of Elk Grove for help or information	37%	37%	39%	39%	47%	37%	37%
		Contacted Elk Grove elected officials to express your opinion			13%	9%	20%	15%	10%
Attended a local public meeting		22%	19%	19%	18%	22%	16%	17%	
Watched a local public meeting		28%	22%	18%	21%	25%	23%	25%	
Volunteered your time to some group/activity		36%	43%	32%	39%	39%	37%	28%	
Campaigned or advocated for a local issue, cause, or candidate				20%	14%	22%	15%	13%	
Voted in your most recent local election		80%	78%					82%	
Used public transportation instead of driving				17%	20%	15%	16%	10%	
Carpooled with other adults or children instead of driving alone				49%	62%	56%	58%	48%	
Walked or biked instead of driving				57%	59%	59%	58%	62%	

Please rate the quality of each of the following services in Elk Grove.	Public information services	60%	60%	64%	66%	66%	65%	63%
	Economic development	33%	37%	47%	45%	48%	49%	55%
	Traffic enforcement	59%	61%	62%	63%	64%	59%	54%
	Traffic signal timing	43%	53%	50%	48%	55%	50%	44%
	Street repair	53%	57%	62%	62%	56%	53%	53%
	Street cleaning	59%	65%	66%	61%	69%	66%	68%
	Street lighting	70%	67%	72%	69%	74%	71%	64%
	Sidewalk maintenance	67%	66%	67%	67%	66%	66%	67%
	Bus or transit services	53%	56%	56%	53%	56%	52%	49%
	Land use, planning and zoning	38%	50%	53%	46%	50%	42%	43%
	Code enforcement	39%	49%	47%	50%	41%	43%	45%
	Affordable high-speed internet access							48%
	Garbage collection	89%	79%	83%	87%	87%	87%	78%
	Drinking water	50%					62%	60%
	Sewer services	72%					78%	76%
	Storm water management	68%	71%	68%	80%	75%	73%	72%
	Power (electric and/or gas) utility	75%					78%	78%
	Utility billing			59%	56%	59%	64%	67%
	Police/Sheriff services	76%	77%	71%	74%	79%	82%	76%
	Crime prevention	58%	61%	62%	68%	60%	68%	65%
	Animal control	58%	64%	58%	71%	63%	63%	68%
Emergency preparedness	47%	62%	57%	39%	42%	53%	57%	

Please rate the quality of each of the following services in Elk Grove.	Preservation of natural areas	50% 53% 61% 60% 53% 53% 59%
	Elk Grove open space	59% 51% 62% 51% 60%
	Recycling	88% 81% 84% 87% 86% 82% 71%
	Yard waste pick-up	84% 80% 79% 86% 84% 85% 83%
	City parks	89% 83% 87%
	Recreation programs or classes	81% 73% 67%
	Recreation centers or facilities	80% 77% 71%
	Health services	62% 71% 74%
	Public library services	74% 74% 79% 79% 80% 82% 75%
	Overall customer service by Elk Grove employees	66% 67% 66% 66% 68% 72% 75%
Please rate the following categories of Elk Grove government performance.	The value of services for the taxes paid to Elk Grove	45% 48% 48% 52% 44% 45% 49%
	The overall direction that Elk Grove is taking	35% 43% 52% 52% 46% 51% 54%
	The job Elk Grove government does at welcoming resident involvement	41% 40% 52% 38% 46% 53% 50%
	Overall confidence in Elk Grove government	49% 44% 43% 45% 49%
	Generally acting in the best interest of the community	55% 50% 46% 51% 50%
	Being honest	53% 46% 40% 52% 46%
	Being open and transparent to the public	44%
	Informing residents about issues facing the community	45%
	Treating all residents fairly	56% 49% 47% 51% 57%
	Treating residents with respect	62%
Overall, how would you rate the quality of the services provided by each of the following?	The City of Elk Grove	66% 67% 70% 75% 67% 72% 68%
	The Federal Government	30% 31% 39% 37% 34% 37% 34%

Please rate how important, if at all, you think it is for the Elk Grove community to focus on each of the following in the coming two years.	Overall economic health	90% 88% 90% 89%
	Overall quality of the transportation system	72%
	Overall design or layout of residential and commercial areas	83% 76% 80% 85%
	Overall quality of the utility infrastructure	88%
	Overall feeling of safety	96% 95% 95% 95%
	Overall quality of natural environment	85% 81% 81% 86%
	Overall quality of parks and recreation opportunities	81%
	Overall health and wellness opportunities	78% 71% 76% 76%
	Overall opportunities for education, culture, and the arts	82% 80% 75% 76%
	Residents' connection and engagement with their community	79% 79% 76% 65%
In general, how many times do you:	Access the internet from your home	96%
	Access the internet from your cell phone	94%
	Visit social media sites	82%
	Use or check email	97%
	Share your opinions online	34%
	Shop online	67%
	Please rate your overall health.	58% 60% 63% 62% 71%
	What impact, if any, do you think the economy will have on your family income in the next 6 months? Do you think the impact will be:	14% 18% 30% 29% 37% 32% 24%

Methods (open participation)

As part of its participation in The National Community Survey™ (The NCST™), the City of Elk Grove conducted a survey of 723 residents. Survey invitations were mailed to randomly selected households and data were collected from October 26th, 2021 to December 17th, 2021. The results from this main survey effort represent the most robust estimate of your residents’ opinions.

After the above data collection period was underway, a link to an online open participation survey was publicized by the City of Elk Grove. The open participation survey was identical to the probability sample survey with two small updates; it included a map at the beginning asking where the respondent lives and also a question about where they heard about the survey. The open participation survey was open to all city residents and became available on November 30th. The survey remained open until December 17, and there were 105 responses.





























The open participation survey data were not collected through a random sample and it is unknown who in the community was aware of the survey; therefore, a level of confidence in the representativeness of the sample cannot be estimated. However, to reduce bias where possible, these data were statistically weighted to match the demographic characteristics of the 2010 Census and 2019 American Community Survey estimates for adults in the City of Elk Grove. The characteristics used for weighting were age, sex, race, Hispanic origin, housing type, housing tenure, and area. No adjustments were made for design effects. Weights were calculated using an iterative, multiplicative raking model known as the ANES Weighting Algorithm.* The results of the weighting scheme for the open participation survey are presented in the following table.































* Pasek, J. (2010). ANES Weighting Algorithm. Retrieved from <https://web.stanford.edu/group/iriss/cgi-bin/anesrake/resources/RakingDescription.pdf>

		Unweighted	Weighted	Target*
Age	18-34	8%	28%	28%
	35-54	49%	38%	38%
	55+	44%	34%	34%
Area	95624	40%	37%	37%
	95757	26%	28%	28%
	95758	34%	35%	35%
Hispanic origin	No, not Spanish, Hispanic, or Latino	86%	85%	84%
	Yes, I consider myself to be Spanish, Hispa..	14%	15%	16%
Housing tenure	Own	92%	75%	75%
	Rent	8%	25%	25%
Housing type	Attached	3%	12%	12%
	Detached	97%	88%	88%
Race & Hispanic origin	Not white alone	47%	63%	63%
	White alone, not Hispanic or Latino	53%	37%	37%
Sex	Female	63%	53%	53%
	Male	37%	47%	47%
Sex/age	Female 18-34	4%	14%	14%
	Female 35-54	34%	20%	20%
	Female 55+	26%	19%	19%
	Male 18-34	4%	14%	14%
	Male 35-54	17%	18%	18%
	Male 55+	16%	15%	15%

Open participation survey results

































This dashboard contains a complete set of responses to each question on the open participation survey. By default, "don't know" responses are excluded, but may be added to the table using the response filter to the right. When a table for a question that only permitted a single response does not total to exactly 100%, it is due to the common practice of percentages being rounded to the nearest whole number.

In which area of Elk Grove do you live? (Refer to map above.)	Area 1 - Pink		36%	
	Area 2 - Blue		27%	
	Area 3 - Green		34%	
Please rate each of the following aspects of quality of life in Elk Grove.	Elk Grove as a place to live	Excellent		38%
		Good		40%
		Fair		13%
		Poor		6%
Your neighborhood as a place to live	Excellent		43%	
	Good		36%	
	Fair		11%	
	Poor		5%	
Elk Grove as a place to raise children	Excellent		41%	
	Good		28%	
	Fair		21%	
	Poor		6%	
Elk Grove as a place to work	Excellent		19%	
	Good		36%	
	Fair		14%	
	Poor		30%	
Elk Grove as a place to visit	Excellent		9%	
	Good		32%	
	Fair		37%	
	Poor		22%	
Elk Grove as a place to retire	Excellent		21%	
	Good		43%	
	Fair		26%	
	Poor		7%	
The overall quality of life	Excellent		30%	

































Please rate each of the following aspects of quality of life in Elk Grove.	The overall quality of life	Good		48%
		Fair		12%
		Poor		6%
	Sense of community	Excellent		15%
Good			52%	
Fair			23%	
Poor			9%	
Please rate each of the following characteristics as they relate to Elk Grove as a whole.	Overall economic health	Excellent		27%
		Good		38%
		Fair		33%
		Poor		1%
	Overall quality of the transportation system	Excellent		2%
		Good		34%
		Fair		36%
		Poor		24%
	Overall design or layout of residential and commercial areas	Excellent		20%
		Good		38%
		Fair		24%
		Poor		14%
Overall quality of the utility infrastructure	Excellent		19%	
	Good		46%	
	Fair		22%	
	Poor		10%	
Overall feeling of safety	Excellent		18%	
	Good		34%	
	Fair		34%	
	Poor		9%	
Overall quality of natural environment	Excellent		27%	
	Good		46%	
	Fair		15%	
	Poor		7%	
Overall quality of parks and recreation opportunities	Excellent		58%	

Please rate each of the following characteristics as they relate to Elk Grove as a whole.	Overall quality of parks and recreation opportunities	Good		29%
		Fair		2%
		Poor		7%
	Overall health and wellness opportunities	Excellent		32%
		Good		39%
		Fair		16%
		Poor		13%
	Overall opportunities for education, culture, and the arts	Excellent		15%
		Good		23%
		Fair		43%
		Poor		15%
	Residents' connection and engagement with their community	Excellent		13%
Good			41%	
Fair			33%	
Poor			13%	
Please indicate how likely or unlikely you are to do each of the following.	Recommend living in Elk Grove to someone who asks	Very likely		36%
		Somewhat likely		31%
		Somewhat unlikely		12%
		Very unlikely		17%
	Remain in Elk Grove for the next five years	Very likely		53%
		Somewhat likely		27%
		Somewhat unlikely		3%
		Very unlikely		13%
Please rate how safe or unsafe you feel:	In your neighborhood during the day	Very safe		58%
		Somewhat safe		20%
		Neither safe nor unsafe		12%
		Somewhat unsafe		5%
		Very unsafe		1%
	In Elk Grove's downtown/commercial area during the day	Very safe		40%
		Somewhat safe		36%
		Neither safe nor unsafe		15%
Somewhat unsafe			5%	

































		In Elk Grove's downtown/commercial area during the day	
Please rate how safe or unsafe you feel:	From property crime	Somewhat unsafe	
		Very safe	19%
		Somewhat safe	38%
		Neither safe nor unsafe	13%
		Somewhat unsafe	17%
	Very unsafe	10%	
	From violent crime	Very safe	38%
		Somewhat safe	30%
		Neither safe nor unsafe	10%
		Somewhat unsafe	13%
		Very unsafe	5%
	From fire, flood, or other natural disaster	Very safe	44%
		Somewhat safe	30%
		Neither safe nor unsafe	16%
		Somewhat unsafe	1%
Very unsafe		5%	
Please rate the job you feel the Elk Grove community does at each of the following.	Making all residents feel welcome	Excellent	24%
		Good	52%
		Fair	21%
		Poor	2%
	Attracting people from diverse backgrounds	Excellent	40%
		Good	43%
		Fair	11%
		Poor	6%
	Valuing/respecting residents from diverse backgrounds	Excellent	36%
		Good	36%
		Fair	28%
		Poor	0%
	Taking care of vulnerable residents	Excellent	6%
		Good	50%
		Fair	16%
Poor		28%	
Please rate each of the following in the Elk Grove community.	Overall quality of business and service establishments	Excellent	19%
		Good	

Please rate each of the following in the Elk Grove community.	Overall quality of business and service establishments	Good		43%
		Fair		19%
		Poor		16%
	Variety of business and service establishments	Excellent		20%
		Good		19%
		Fair		29%
		Poor		28%
	Vibrancy of downtown/commercial area	Excellent		12%
		Good		19%
		Fair		38%
		Poor		31%
	Employment opportunities	Excellent		9%
Good			21%	
Fair			32%	
Poor			38%	
Shopping opportunities	Excellent		17%	
	Good		31%	
	Fair		25%	
	Poor		24%	
Cost of living	Excellent		3%	
	Good		27%	
	Fair		31%	
	Poor		35%	
Overall image or reputation	Excellent		25%	
	Good		41%	
	Fair		29%	
	Poor		1%	
Please also rate each of the following in the Elk Grove community.	Traffic flow on major streets	Excellent		3%
		Good		20%
		Fair		29%
		Poor		44%
	Ease of public parking	Excellent		17%

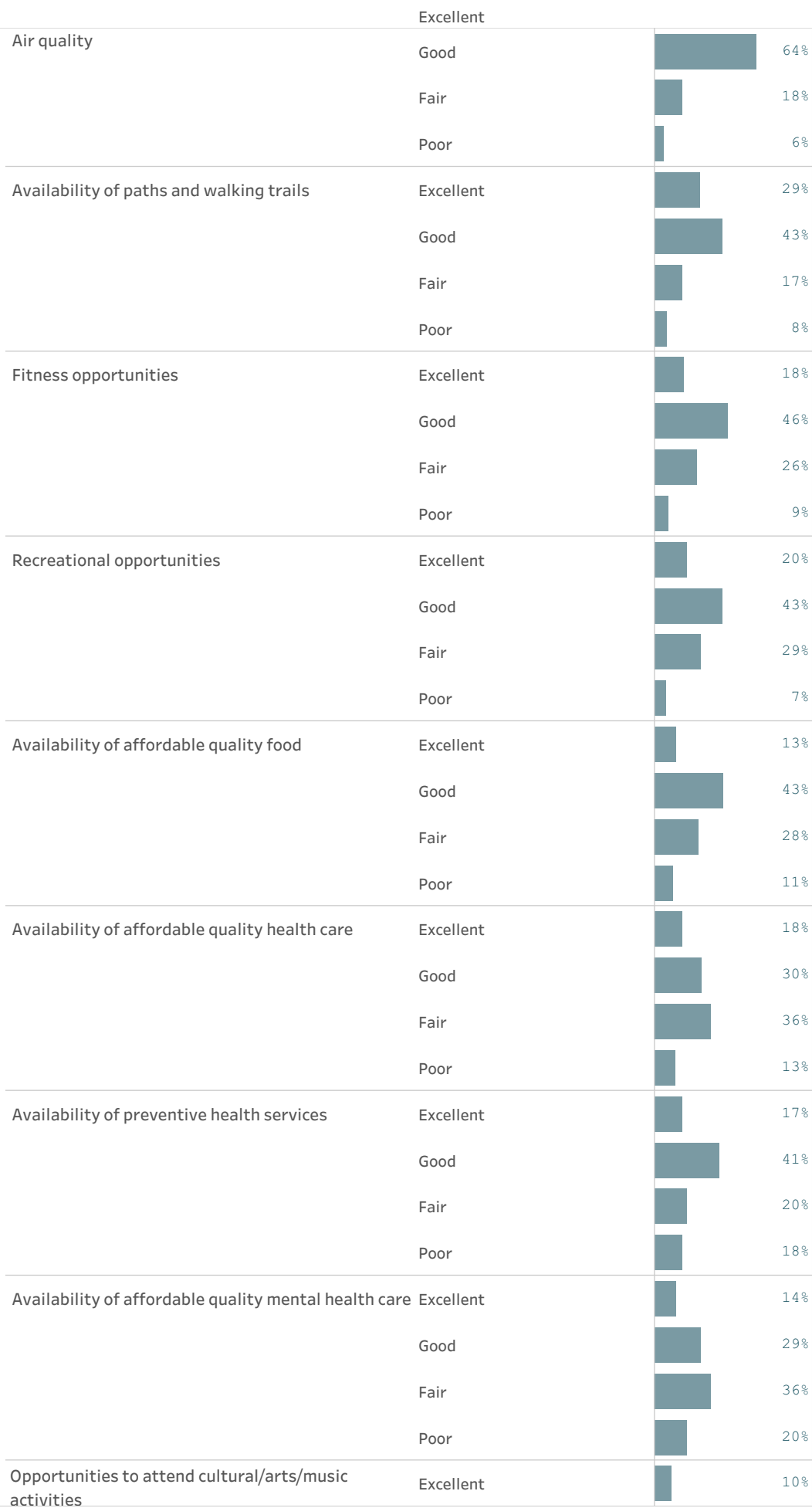
Please also rate each of the following in the Elk Grove community.

































Ease of public parking	Excellent		
	Good		50%
	Fair		15%
	Poor		14%
Ease of travel by car	Excellent		15%
	Good		40%
	Fair		26%
	Poor		16%
Ease of travel by public transportation	Excellent		1%
	Good		16%
	Fair		40%
	Poor		43%
Ease of travel by bicycle	Excellent		6%
	Good		45%
	Fair		32%
	Poor		16%
Ease of walking	Excellent		13%
	Good		48%
	Fair		20%
	Poor		16%
Well-planned residential growth	Excellent		3%
	Good		40%
	Fair		25%
	Poor		27%
Well-planned commercial growth	Excellent		9%
	Good		28%
	Fair		34%
	Poor		28%
Well-designed neighborhoods	Excellent		16%
	Good		33%
	Fair		25%
	Poor		22%
Preservation of the historical or cultural character of the community	Excellent		20%
	Good		

Please also rate each of the following in the Elk Grove community.

































Preservation of the historical or cultural character of the community	Good		36%
	Fair		38%
	Poor		5%
Public places where people want to spend time	Excellent		14%
	Good		36%
	Fair		29%
	Poor		17%
Variety of housing options	Excellent		1%
	Good		38%
	Fair		37%
	Poor		21%
Availability of affordable quality housing	Excellent		3%
	Good		15%
	Fair		32%
	Poor		46%
Overall quality of new development	Excellent		14%
	Good		38%
	Fair		34%
	Poor		13%
Overall appearance	Excellent		22%
	Good		43%
	Fair		30%
	Poor		1%
Cleanliness	Excellent		22%
	Good		51%
	Fair		20%
	Poor		4%
Water resources	Excellent		7%
	Good		34%
	Fair		24%
	Poor		31%
Air quality	Excellent		9%

Please also rate each of the following in the Elk Grove community.

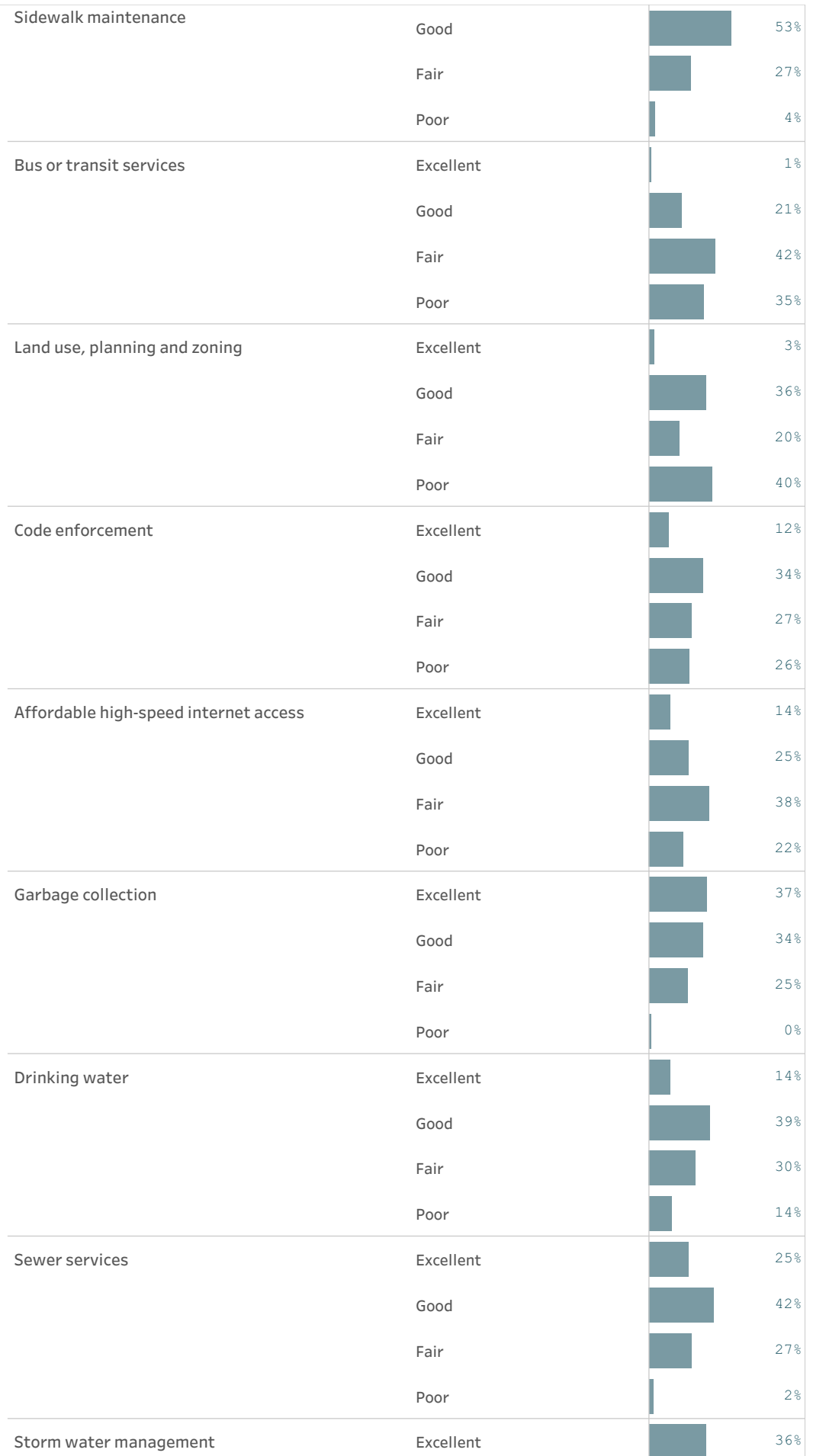


Please also rate each of the following in the Elk Grove community.		Excellent		
Opportunities to attend cultural/arts/music activities	Good			24%
	Fair			43%
	Poor			22%
Community support for the arts	Excellent			5%
	Good			34%
	Fair			37%
	Poor			19%
Availability of affordable quality childcare/preschool	Excellent			12%
	Good			23%
	Fair			31%
	Poor			34%
K-12 education	Excellent			30%
	Good			32%
	Fair			18%
	Poor			19%
Adult educational opportunities	Excellent			13%
	Good			38%
	Fair			30%
	Poor			19%
Sense of civic/community pride	Excellent			12%
	Good			53%
	Fair			29%
	Poor			3%
Neighborliness of residents	Excellent			12%
	Good			46%
	Fair			35%
	Poor			3%
Opportunities to participate in social events and activities	Excellent			15%
	Good			34%
	Fair			40%
	Poor			7%
Opportunities to attend special events and festivals	Excellent			17%
	Good			

































Please also rate each of the following in the Elk Grove community.	Opportunities to attend special events and festivals	Excellent		
		Good		44%
		Fair		28%
	Opportunities to volunteer	Poor		7%
		Excellent		19%
		Good		46%
		Fair		32%
	Opportunities to participate in community matters	Poor		2%
		Excellent		16%
		Good		39%
		Fair		29%
	Openness and acceptance of the community toward people of diverse backgrounds	Poor		12%
Excellent			23%	
Good			42%	
Fair			22%	
Please indicate whether or not you have done each of the following in the last 12 months.	Contacted the City of Elk Grove for help or information	No		30%
		Yes		66%
	Contacted Elk Grove elected officials to express your opinion	No		69%
		Yes		28%
	Attended a local public meeting	No		63%
		Yes		33%
	Watched a local public meeting	No		65%
		Yes		31%
	Volunteered your time to some group/activity	No		62%
		Yes		35%
	Campaigned or advocated for a local issue, cause, or candidate	No		66%
		Yes		30%
	Voted in your most recent local election	No		18%
		Yes		78%
	Used public transportation instead of driving	No		77%
		Yes		19%
	Carpooled with other adults or children instead of driving alone	No		50%
		Yes		

Please indicate whether or not you have done each of the following in the last 12 months.	Carpooled with other adults or children instead of driving alone	Yes		46%
	Walked or biked instead of driving	No		28%
		Yes		68%
Please rate the quality of each of the following services in Elk Grove.	Public information services	Excellent		11%
		Good		39%
		Fair		41%
		Poor		4%
	Economic development	Excellent		12%
		Good		45%
		Fair		38%
		Poor		3%
	Traffic enforcement	Excellent		8%
		Good		30%
		Fair		40%
		Poor		22%
	Traffic signal timing	Excellent		9%
		Good		27%
		Fair		24%
		Poor		37%
	Street repair	Excellent		16%
		Good		32%
		Fair		33%
		Poor		15%
Street cleaning	Excellent		19%	
	Good		45%	
	Fair		32%	
	Poor		4%	
Street lighting	Excellent		15%	
	Good		52%	
	Fair		11%	
	Poor		19%	
Sidewalk maintenance	Excellent		16%	

Please rate the quality of each of the following services in Elk Grove.



































































Please rate the quality of each of the following services in Elk Grove.

Storm water management	Good		30%
	Fair		24%
	Poor		6%
Power (electric and/or gas) utility	Excellent		34%
	Good		41%
	Fair		16%
	Poor		6%
Utility billing	Excellent		13%
	Good		50%
	Fair		21%
	Poor		12%
Police/Sheriff services	Excellent		33%
	Good		31%
	Fair		14%
	Poor		21%
Crime prevention	Excellent		15%
	Good		35%
	Fair		29%
	Poor		21%
Animal control	Excellent		25%
	Good		37%
	Fair		25%
	Poor		13%
Emergency preparedness	Excellent		14%
	Good		40%
	Fair		34%
	Poor		12%
Preservation of natural areas	Excellent		10%
	Good		40%
	Fair		33%
	Poor		13%
Elk Grove open space	Excellent		20%

Please rate the quality of each of the following services in Elk Grove.

Elk Grove open space	Good		41%
	Fair		22%
	Poor		13%
Recycling	Excellent		29%
	Good		47%
	Fair		12%
	Poor		8%
Yard waste pick-up	Excellent		28%
	Good		59%
	Fair		6%
	Poor		2%
City parks	Excellent		51%
	Good		34%
	Fair		4%
	Poor		7%
Recreation programs or classes	Excellent		21%
	Good		48%
	Fair		21%
	Poor		10%
Recreation centers or facilities	Excellent		29%
	Good		43%
	Fair		18%
	Poor		9%
Health services	Excellent		15%
	Good		51%
	Fair		20%
	Poor		14%
Public library services	Excellent		30%
	Good		32%
	Fair		29%
	Poor		5%
Overall customer service by Elk Grove employees	Excellent		21%

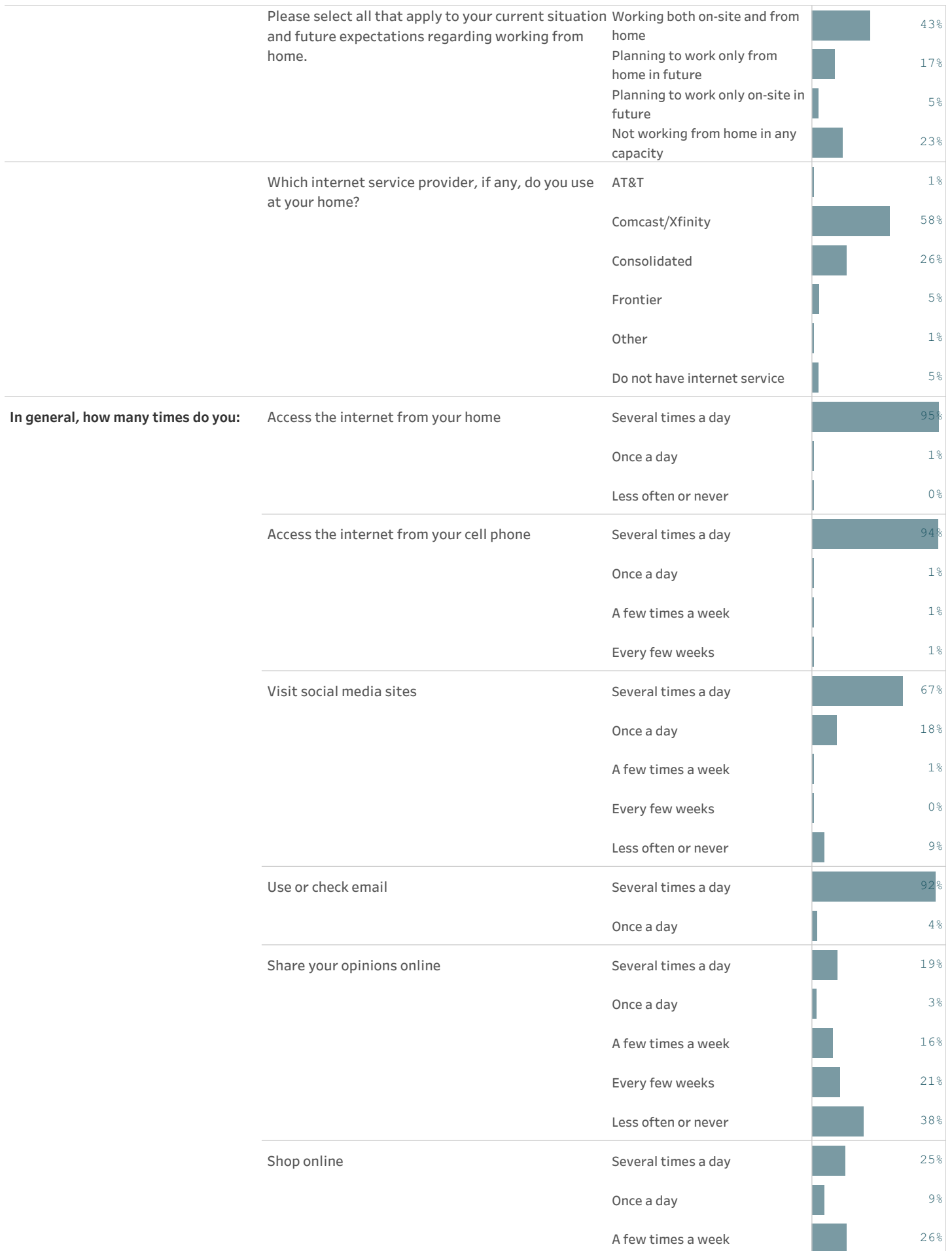
Please rate the quality of each of the following services in Elk Grove.	Overall customer service by Elk Grove employees	Excellent		
		Good		51%
		Fair		25%
		Poor		2%
Please rate the following categories of Elk Grove government performance.	The value of services for the taxes paid to Elk Grove	Excellent		14%
		Good		39%
		Fair		20%
		Poor		23%
	The overall direction that Elk Grove is taking	Excellent		12%
		Good		37%
		Fair		36%
		Poor		11%
	The job Elk Grove government does at welcoming resident involvement	Excellent		16%
		Good		44%
		Fair		30%
		Poor		10%
	Overall confidence in Elk Grove government	Excellent		12%
		Good		32%
		Fair		37%
		Poor		16%
	Generally acting in the best interest of the community	Excellent		12%
		Good		43%
		Fair		29%
		Poor		16%
	Being honest	Excellent		12%
		Good		48%
		Fair		31%
		Poor		9%
	Being open and transparent to the public	Excellent		11%
		Good		45%
		Fair		22%
		Poor		17%
Informing residents about issues facing the community	Excellent		10%	
	Good			

Please rate the following categories of Elk Grove government performance.	Informing residents about issues facing the community	Good		41%
		Fair		28%
		Poor		21%
	Treating all residents fairly	Excellent		15%
		Good		50%
		Fair		29%
		Poor		6%
	Treating residents with respect	Excellent		13%
		Good		52%
		Fair		26%
		Poor		4%
	Overall, how would you rate the quality of the services provided by each of the following?	The City of Elk Grove	Excellent	
Good				40%
Fair				40%
Poor				4%
The Federal Government		Excellent		3%
		Good		31%
		Fair		27%
		Poor		38%
Please rate how important, if at all, you think it is for the Elk Grove community to focus on each of the following in the coming two years.	Overall economic health	Essential		46%
		Very important		33%
		Somewhat important		18%
	Overall quality of the transportation system	Essential		31%
		Very important		28%
		Somewhat important		35%
		Not at all important		2%
	Overall design or layout of residential and commercial areas	Essential		52%
		Very important		24%
		Somewhat important		21%
	Overall quality of the utility infrastructure	Essential		50%
		Very important		32%
Somewhat important			14%	

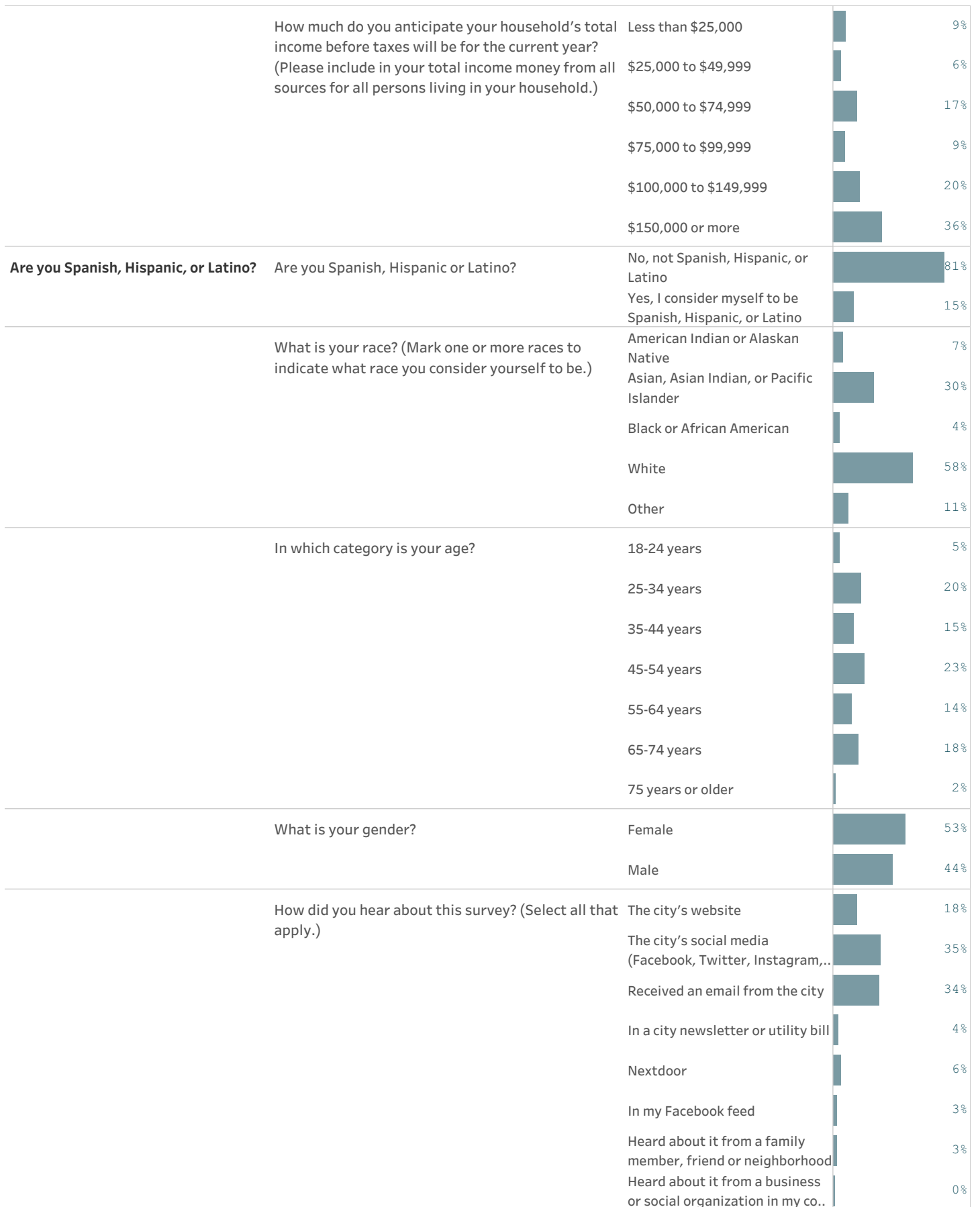
Please rate how important, if at all, you think it is for the Elk Grove community to focus on each of the following in the coming two years.

Overall quality of the utility infrastructure	Not at all important		1%
Overall feeling of safety	Essential		63%
	Very important		25%
	Somewhat important		8%
Overall quality of natural environment	Essential		31%
	Very important		45%
	Somewhat important		18%
	Not at all important		2%
Overall quality of parks and recreation opportunities	Essential		34%
	Very important		46%
	Somewhat important		16%
Overall health and wellness opportunities	Essential		33%
	Very important		40%
	Somewhat important		21%
	Not at all important		2%
Overall opportunities for education, culture, and the arts	Essential		31%
	Very important		38%
	Somewhat important		25%
	Not at all important		3%
Residents' connection and engagement with their community	Essential		22%
	Very important		43%
	Somewhat important		27%
	Not at all important		5%
Select THREE of the following items that you believe should be top priorities for the City of Elk Grove.	Addressing climate change		6%
	Addressing homelessness		33%
	Affordability/cost of living		47%
	Attracting and retaining local businesses		27%
	City government/services		6%
	Emergency and disaster preparedness		13%
	Improving internet service speed and/or pricing		3%
	Keeping public spaces safe and clean		14%
	Library facilities and programs		7%

Select THREE of the following items that you believe should be top priorities for the City of Elk Grove.	Maintaining emergency response times	5%	
	Maintaining local property values	3%	
	Open space and trails	14%	
	Performing arts	3%	
	Property maintenance/code enforcement	4%	
	Public safety	42%	
	Regional and inter-regional transit connectivity (e.g., light ..	18%	
	Reducing traffic congestion	24%	
	Road maintenance	6%	
	Youth and senior programs	2%	
	Other	13%	
How much do you agree or disagree with each of the following statements?	The City of Elk Grove effectively manages taxpayer money	Strongly agree	13%
		Somewhat agree	49%
		Somewhat disagree	34%
		Strongly disagree	3%
	The City should explore additional funding sources in order to provide more services and/or address priority issues	Strongly agree	34%
		Somewhat agree	36%
		Somewhat disagree	18%
		Strongly disagree	8%
	The City should prioritize service cuts before exploring additional funding sources	Strongly agree	16%
		Somewhat agree	31%
		Somewhat disagree	28%
		Strongly disagree	25%
What is your employment status?	Employed full time	58%	
	Employed part time	11%	
	Unemployed, seeking paid work	1%	
	Unemployed, not seeking paid work	3%	
	Fully retired	23%	
Where is your workplace located?	Within Elk Grove city limits	36%	
	Within 20 miles of Elk Grove	19%	
	More than 20 miles outside of Elk Grove	41%	
Please select all that apply to your current situation and future expectations regarding working from home	Temporarily working only from home	23%	



In general, how many times do you:	Shop online	Every few weeks		30%
		Less often or never		7%
Please rate your overall health.		Excellent		26%
		Very good		38%
		Good		29%
		Fair		3%
What impact, if any, do you think the economy will have on your family income in the next 6 months? Do you think the impact will be:		Very positive		5%
		Somewhat positive		11%
		Neutral		40%
		Somewhat negative		34%
		Very negative		6%
How many years have you lived in Elk Grove?		Less than 2 years		6%
		2-5 years		28%
		6-10 years		8%
		11-20 years		27%
		More than 20 years		28%
Which best describes the building you live in?		One family house detached from any other houses		84%
		Building with two or more homes (duplex, townhome, apa..		12%
Do you rent or own your home?		Rent		25%
		Own		71%
About how much is your monthly housing cost for the place you live (including rent, mortgage payment, property tax, property insurance, and homeowners' association (HOA) fees)?	About how much is your monthly housing cost for the place you live (including rent, mortgage payment, property tax, property insurance and homeowners' association (HOA) fees)?	Less than \$500		1%
		\$500 to \$999		8%
		\$1,000 to \$1,499		12%
		\$1,500 to \$1,999		27%
		\$2,000 to \$2,499		15%
		\$2,500 to \$2,999		10%
		\$3,000 to \$3,499		15%
		\$3,500 or more		8%
Do any children 17 or under live in your household?		No		50%
		Yes		46%
Are you or any other members of your household aged 65 or older?		No		65%
		Yes		31%



The City of Elk Grove 2021 Community Survey

Please complete this survey if you are the adult (age 18 or older) in the household who most recently had a birthday (the year of birth does not matter). Your responses are confidential and no identifying information will be shared.

1. Please rate each of the following aspects of quality of life in Elk Grove.

	<u>Excellent</u>	<u>Good</u>	<u>Fair</u>	<u>Poor</u>	<u>Don't know</u>
Elk Grove as a place to live.....	1	2	3	4	5
Your neighborhood as a place to live	1	2	3	4	5
Elk Grove as a place to raise children.....	1	2	3	4	5
Elk Grove as a place to work	1	2	3	4	5
Elk Grove as a place to visit	1	2	3	4	5
Elk Grove as a place to retire	1	2	3	4	5
The overall quality of life in Elk Grove.....	1	2	3	4	5
Sense of community.....	1	2	3	4	5

2. Please rate each of the following characteristics as they relate to Elk Grove as a whole.

	<u>Excellent</u>	<u>Good</u>	<u>Fair</u>	<u>Poor</u>	<u>Don't know</u>
Overall economic health of Elk Grove.....	1	2	3	4	5
Overall quality of the transportation system (auto, bicycle, foot, bus) in Elk Grove	1	2	3	4	5
Overall design or layout of Elk Grove's residential and commercial areas (e.g., homes, buildings, streets, parks, etc.)	1	2	3	4	5
Overall quality of the utility infrastructure in Elk Grove (water, sewer, storm water, electric, gas)	1	2	3	4	5
Overall feeling of safety in Elk Grove.....	1	2	3	4	5
Overall quality of natural environment in Elk Grove	1	2	3	4	5
Overall quality of parks and recreation opportunities.....	1	2	3	4	5
Overall health and wellness opportunities in Elk Grove.....	1	2	3	4	5
Overall opportunities for education, culture, and the arts.....	1	2	3	4	5
Residents' connection and engagement with their community	1	2	3	4	5

3. Please indicate how likely or unlikely you are to do each of the following.

	<u>Very likely</u>	<u>Somewhat likely</u>	<u>Somewhat unlikely</u>	<u>Very unlikely</u>	<u>Don't know</u>
Recommend living in Elk Grove to someone who asks	1	2	3	4	5
Remain in Elk Grove for the next five years	1	2	3	4	5

4. Please rate how safe or unsafe you feel:

	<u>Very safe</u>	<u>Somewhat safe</u>	<u>Neither safe nor unsafe</u>	<u>Somewhat unsafe</u>	<u>Very unsafe</u>	<u>Don't know</u>
In your neighborhood during the day.....	1	2	3	4	5	6
In Elk Grove's downtown/commercial area during the day	1	2	3	4	5	6
From property crime.....	1	2	3	4	5	6
From violent crime.....	1	2	3	4	5	6
From fire, flood, or other natural disaster	1	2	3	4	5	6

5. Please rate the job you feel the Elk Grove community does at each of the following.

	<u>Excellent</u>	<u>Good</u>	<u>Fair</u>	<u>Poor</u>	<u>Don't know</u>
Making all residents feel welcome	1	2	3	4	5
Attracting people from diverse backgrounds.....	1	2	3	4	5
Valuing/respecting residents from diverse backgrounds.....	1	2	3	4	5
Taking care of vulnerable residents (elderly, disabled, homeless, etc.).....	1	2	3	4	5

6. Please rate each of the following in the Elk Grove community.

	<u>Excellent</u>	<u>Good</u>	<u>Fair</u>	<u>Poor</u>	<u>Don't know</u>
Overall quality of business and service establishments in Elk Grove	1	2	3	4	5
Variety of business and service establishments in Elk Grove.....	1	2	3	4	5
Vibrancy of downtown/commercial area	1	2	3	4	5
Employment opportunities	1	2	3	4	5
Shopping opportunities	1	2	3	4	5
Cost of living in Elk Grove	1	2	3	4	5
Overall image or reputation of Elk Grove.....	1	2	3	4	5

7. Please also rate each of the following in the Elk Grove community.

	<u>Excellent</u>	<u>Good</u>	<u>Fair</u>	<u>Poor</u>	<u>Don't know</u>
Traffic flow on major streets.....	1	2	3	4	5
Ease of public parking.....	1	2	3	4	5
Ease of travel by car in Elk Grove	1	2	3	4	5
Ease of travel by public transportation in Elk Grove.....	1	2	3	4	5
Ease of travel by bicycle in Elk Grove.....	1	2	3	4	5
Ease of walking in Elk Grove	1	2	3	4	5
Well-planned residential growth.....	1	2	3	4	5
Well-planned commercial growth.....	1	2	3	4	5
Well-designed neighborhoods	1	2	3	4	5
Preservation of the historical or cultural character of the community.....	1	2	3	4	5
Public places where people want to spend time	1	2	3	4	5
Variety of housing options.....	1	2	3	4	5
Availability of affordable quality housing.....	1	2	3	4	5
Overall quality of new development in Elk Grove	1	2	3	4	5
Overall appearance of Elk Grove	1	2	3	4	5
Cleanliness of Elk Grove.....	1	2	3	4	5
Water resources (beaches, lakes, ponds, riverways, etc.)	1	2	3	4	5
Air quality.....	1	2	3	4	5
Availability of paths and walking trails.....	1	2	3	4	5
Fitness opportunities (including exercise classes and paths or trails, etc.) ...	1	2	3	4	5
Recreational opportunities.....	1	2	3	4	5
Availability of affordable quality food	1	2	3	4	5
Availability of affordable quality health care.....	1	2	3	4	5
Availability of preventive health services	1	2	3	4	5
Availability of affordable quality mental health care	1	2	3	4	5
Opportunities to attend cultural/arts/music activities	1	2	3	4	5
Community support for the arts.....	1	2	3	4	5
Availability of affordable quality childcare/preschool.....	1	2	3	4	5
K-12 education.....	1	2	3	4	5
Adult educational opportunities	1	2	3	4	5
Sense of civic/community pride.....	1	2	3	4	5
Neighborliness of residents in Elk Grove	1	2	3	4	5
Opportunities to participate in social events and activities	1	2	3	4	5
Opportunities to attend special events and festivals	1	2	3	4	5
Opportunities to volunteer	1	2	3	4	5
Opportunities to participate in community matters	1	2	3	4	5
Openness and acceptance of the community toward people of diverse backgrounds.....	1	2	3	4	5

8. Please indicate whether or not you have done each of the following in the last 12 months.

	<u>No</u>	<u>Yes</u>
Contacted the City of Elk Grove (in-person, phone, email, or web) for help or information	1	2
Contacted Elk Grove elected officials (in-person, phone, email, or web) to express your opinion.....	1	2
Attended a local public meeting (of local elected officials like City Council or County Commissioners, advisory boards, town halls, HOA, neighborhood watch, etc.)	1	2
Watched (online or on television) a local public meeting.....	1	2
Volunteered your time to some group/activity in Elk Grove.....	1	2
Campaigned or advocated for a local issue, cause, or candidate.....	1	2
Voted in your most recent local election	1	2
Used bus, rail, subway, or other public transportation instead of driving.....	1	2
Carpooled with other adults or children instead of driving alone	1	2
Walked or biked instead of driving.....	1	2

The City of Elk Grove 2021 Community Survey

9. Please rate the quality of each of the following services in Elk Grove.

	<u>Excellent</u>	<u>Good</u>	<u>Fair</u>	<u>Poor</u>	<u>Don't know</u>
Public information services.....	1	2	3	4	5
Economic development.....	1	2	3	4	5
Traffic enforcement.....	1	2	3	4	5
Traffic signal timing.....	1	2	3	4	5
Street repair.....	1	2	3	4	5
Street cleaning.....	1	2	3	4	5
Street lighting.....	1	2	3	4	5
Sidewalk maintenance.....	1	2	3	4	5
Bus or transit services.....	1	2	3	4	5
Land use, planning, and zoning.....	1	2	3	4	5
Code enforcement (weeds, abandoned buildings, etc.).....	1	2	3	4	5
Affordable high-speed internet access.....	1	2	3	4	5
Garbage collection.....	1	2	3	4	5
Drinking water.....	1	2	3	4	5
Sewer services.....	1	2	3	4	5
Storm water management (storm drainage, dams, levees, etc.).....	1	2	3	4	5
Power (electric and/or gas) utility.....	1	2	3	4	5
Utility billing.....	1	2	3	4	5
Police/Sheriff services.....	1	2	3	4	5
Crime prevention.....	1	2	3	4	5
Animal control.....	1	2	3	4	5
Emergency preparedness (services that prepare the community for natural disasters or other emergency situations).....	1	2	3	4	5
Preservation of natural areas (open space, farmlands, and greenbelts).....	1	2	3	4	5
Elk Grove open space.....	1	2	3	4	5
Recycling.....	1	2	3	4	5
Yard waste pick-up.....	1	2	3	4	5
City parks.....	1	2	3	4	5
Recreation programs or classes.....	1	2	3	4	5
Recreation centers or facilities.....	1	2	3	4	5
Health services.....	1	2	3	4	5
Public library services.....	1	2	3	4	5
Overall customer service by Elk Grove employees (police, receptionists, planners, etc.).....	1	2	3	4	5

10. Please rate the following categories of Elk Grove government performance.

	<u>Excellent</u>	<u>Good</u>	<u>Fair</u>	<u>Poor</u>	<u>Don't know</u>
The value of services for the taxes paid to Elk Grove.....	1	2	3	4	5
The overall direction that Elk Grove is taking.....	1	2	3	4	5
The job Elk Grove government does at welcoming resident involvement.....	1	2	3	4	5
Overall confidence in Elk Grove government.....	1	2	3	4	5
Generally acting in the best interest of the community.....	1	2	3	4	5
Being honest.....	1	2	3	4	5
Being open and transparent to the public.....	1	2	3	4	5
Informing residents about issues facing the community.....	1	2	3	4	5
Treating all residents fairly.....	1	2	3	4	5
Treating residents with respect.....	1	2	3	4	5

11. Overall, how would you rate the quality of the services provided by each of the following?

	<u>Excellent</u>	<u>Good</u>	<u>Fair</u>	<u>Poor</u>	<u>Don't know</u>
The City of Elk Grove	1	2	3	4	5
The Federal Government.....	1	2	3	4	5

12. Please rate how important, if at all, you think it is for the Elk Grove community to focus on each of the following in the coming two years.

	<u>Essential</u>	<u>Very important</u>	<u>Somewhat important</u>	<u>Not at all important</u>
Overall economic health of Elk Grove.....	1	2	3	4
Overall quality of the transportation system (auto, bicycle, foot, bus) in Elk Grove.....	1	2	3	4
Overall design or layout of Elk Grove's residential and commercial areas (e.g., homes, buildings, streets, parks, etc.).....	1	2	3	4
Overall quality of the utility infrastructure in Elk Grove (water, sewer, storm water, electric, gas).....	1	2	3	4
Overall feeling of safety in Elk Grove.....	1	2	3	4
Overall quality of natural environment in Elk Grove	1	2	3	4
Overall quality of parks and recreation opportunities.....	1	2	3	4
Overall health and wellness opportunities in Elk Grove.....	1	2	3	4
Overall opportunities for education, culture, and the arts.....	1	2	3	4
Residents' connection and engagement with their community	1	2	3	4

13. Select THREE of the following items that you believe should be top priorities for the City of Elk Grove.

(Please do not select more than three.)

- Addressing climate change
- Addressing homelessness
- Affordability/cost of living
- Attracting and retaining local businesses
- City government/services
- Emergency and disaster preparedness
- Improving internet service speed and/or pricing
- Keeping public spaces safe and clean
- Library facilities and programs
- Maintaining emergency response times
- Maintaining local property values
- Open space and trails
- Performing arts
- Property maintenance/code enforcement
- Public safety
- Regional and inter-regional transit connectivity (e.g., light rail, regional rail service)
- Reducing traffic congestion
- Road maintenance
- Youth and senior programs
- Other: _____

14. How much do you agree or disagree with each of the following statements?

	<u>Strongly agree</u>	<u>Somewhat agree</u>	<u>Somewhat disagree</u>	<u>Strongly disagree</u>	<u>Don't know</u>
The City of Elk Grove effectively manages taxpayer money.....	1	2	3	4	5
The City should explore additional funding sources in order to provide more services and/or address priority issues.....	1	2	3	4	5
The City should prioritize service cuts before exploring additional funding sources.....	1	2	3	4	5

15. What is your employment status?

- Employed full time
- Employed part time
- Unemployed, seeking paid work (skip to Question 18)
- Unemployed, not seeking paid work (skip to Question 18)
- Fully retired (skip to Question 18)

16. Where is your workplace located?

- Within Elk Grove city limits
- Within 20 miles of Elk Grove
- More than 20 miles outside of Elk Grove

17. Please select all that apply to your current situation and future expectations regarding working from home.

- Temporarily working only from home
- Working both on-site and from home
- Planning to work only from home in future
- Planning to work only on-site in future
- Not working from home in any capacity

18. Which internet service provider, if any, do you use at your home?

- AT&T
- Comcast/Xfinity
- Consolidated
- Frontier
- Hughes.Net
- Space X/Starlink
- Verizon
- Other
- Do not have internet service

The City of Elk Grove 2021 Community Survey

Our last questions are about you and your household.
Again, all of your responses to this survey are confidential and no identifying information will be shared.

D1. In general, how many times do you:

	Several times a day	Once a day	A few times a week	Every few weeks	Less often or never	Don't know
Access the internet from your home using a computer, laptop, or tablet computer	1	2	3	4	5	6
Access the internet from your cell phone.....	1	2	3	4	5	6
Visit social media sites such as Facebook, Twitter, Nextdoor, etc.	1	2	3	4	5	6
Use or check email.....	1	2	3	4	5	6
Share your opinions online.....	1	2	3	4	5	6
Shop online	1	2	3	4	5	6

D2. Please rate your overall health.

- Excellent
 Very good
 Good
 Fair
 Poor

D3. What impact, if any, do you think the economy will have on your family income in the next 6 months?

Do you think the impact will be:

- Very positive
 Somewhat positive
 Neutral
 Somewhat negative
 Very negative

D4. How many years have you lived in Elk Grove?

- Less than 2 years
 2-5 years
 6-10 years
 11-20 years
 More than 20 years

D5. Which best describes the building you live in?

- One family house detached from any other houses
 Building with two or more homes (duplex, townhome, apartment, or condominium)
 Mobile home
 Other

D6. Do you rent or own your home?

- Rent
 Own

D7. About how much is your monthly housing cost for the place you live (including rent, mortgage payment, property tax, property insurance, and homeowners' association (HOA) fees)?

- Less than \$500 \$2,000 to \$2,499
 \$500 to \$999 \$2,500 to \$2,999
 \$1,000 to \$1,499 \$3,000 to \$3,499
 \$1,500 to \$1,999 \$3,500 or more

D8. Do any children 17 or under live in your household?

- No Yes

D9. Are you or any other members of your household aged 65 or older?

- No Yes

D10. How much do you anticipate your household's total income before taxes will be for the current year? (Please include in your total income money from all sources for all persons living in your household.)

- Less than \$25,000 \$75,000 to \$99,999
 \$25,000 to \$49,999 \$100,000 to \$149,999
 \$50,000 to \$74,999 \$150,000 or more

D11. Are you Spanish, Hispanic or Latino?

- No, not Spanish, Hispanic, or Latino
 Yes, I consider myself to be Spanish, Hispanic, or Latino

D12. What is your race? (Mark one or more races to indicate what race you consider yourself to be.)

- American Indian or Alaskan Native
 Asian, Asian Indian, or Pacific Islander
 Black or African American
 White
 Other

D13. In which category is your age?

- 18-24 years 55-64 years
 25-34 years 65-74 years
 35-44 years 75 years or older
 45-54 years

D14. What is your gender?

- Female
 Male
 Identify in another way

Thank you! Please return the completed survey in the postage-paid envelope to:
National Research Center, Inc., PO Box 549, Belle Mead, NJ 08502