



**CITY OF ELK GROVE
CITY COUNCIL STAFF REPORT**

AGENDA TITLE: A public hearing to receive input regarding the content of draft maps for transitioning to by-district (district-based) City Councilmember elections consistent with Elections Code section 10010

MEETING DATE: October 23, 2019

**PREPARED BY/
DEPARTMENT HEAD:** Jason Lindgren, City Clerk

RECOMMENDED ACTION:

Receive input from the public and City Council regarding the content of draft maps and the proposed sequence of elections for transitioning to by-district (district-based) City Councilmember elections.

BACKGROUND INFORMATION:

The City of Elk Grove currently has a “from-district” election method for its four Councilmembers, with a directly elected Mayor. Under this method, the Councilmembers must live within a designated district to be eligible to run for office in that district, with the voters of the entire City eligible to vote for each of the four Councilmembers, regardless of districts. The City’s Mayor is also elected directly by the voters of the entire City, but the Mayor may live in any district. Councilmembers serve for staggered four-year terms, and the Mayor serves a two-year term.

The current from-district map was developed through public outreach conducted after the 2010 decennial census (Attachment 1). In developing the current district map, the City retained a professional demographer and engaged the community through outreach workshops from May to June of 2011, which generated 28 maps for consideration. The current district map was adopted by Resolution No. 2011-142 on July 13, 2011.

On August 28, 2019, the City Council adopted Resolution No. 2019-191 expressing its intent to transition to a by-district (district-based) system of election for its four City Councilmembers consistent with Elections Code section 10010 (Attachment 4). Pursuant to section 10010, the City must hold at least two public hearings over a period of not more than 30 days, at which the public is invited to provide input regarding the composition of the proposed districts. Following those public hearings, and after all proposed maps are drawn, the City is required to hold at least two additional hearings over a 45-day period to provide input on the proposed maps, and prior to a vote to adopt or reject an ordinance establishing district-based elections. The City may adopt such ordinance without submitting the ordinance to the voters for approval. (Gov. Code § 34886)

ANALYSIS:

Public Hearing input on the composition of districts

Public hearings were held September 11, 2019 and September 25, 2019 to invite public input regarding the composition of the districts. At the public hearing of September 11, 2019, eleven speakers provided comment at the public hearing: four speakers supported keeping a from-district system of election and seven speakers voiced support for a by-district system of election. Regarding input on the composition of election districts, a speaker in support of the from-district system of election noted a highly diversified representation of people in the current District 2, and a desire to preserve the rural lifestyle of Elk Grove. Speakers supporting by-district systems of election provided input on the composition of election districts voicing support to use the existing district map, to use existing census data (and to not wait for the 2020 census data), and to consider inclusion of more council seats.

The public hearing of September 25, 2019 resulted in public comment from four speakers: two speakers supported keeping a from-district system of election and two speakers voiced support for a by-district system of election. A speaker supporting by-district systems of election provided input on the composition of election districts voicing support to use the existing 2010 Census data. The City Council also provided input regarding the potential composition of the districts at the September 25, 2019 public hearing.

Public Hearing input regarding the content of draft maps

A public hearing was held October 9, 2019 to invite public input regarding the content of draft maps. In addition to the current district map adopted by Resolution No. 2011-142, the City's retained demographer firm National Demographics Corporation (NDC) provided an overview of three map revision options based on Councilmember comments at the previous public hearings. The City Council requested the following three maps be returned for further consideration: 1) the current district map as adopted under Resolution No. 2011-142, 2) the map revision titled "Divided Growth Areas A" as presented at the October 9, 2019 regular meeting, and 3) a further revised map to the map revision titled "Divided Growth Areas" but implementing an alteration to maintain in one district the area of the City west of the Union Pacific rail line and in vicinity of Franklin Boulevard, as discussed at the October 9, 2019 regular meeting. This public hearing scheduled for October 23, 2019 will be the second public hearing to provide input on the proposed maps, and the fourth public hearing in the series of hearings toward transitioning to district-based elections.

Proposed Maps

At the public hearings on the proposed map, state law requires that the City Council consider at least one draft map drawn as part of the transition process. The currently drawn draft maps under consideration reflect the current districts of the City (Attachment 1), the "Divided Growth Areas A" map revision (Attachment 2) and the altered "Divided Growth Areas B" map revision (Attachment 3). These maps were published on the City website for public review as required by state law. Public notice of this public hearing to consider the draft map was also published in the Elk Grove Citizen on October 16, 2019.

The transition to by-district (district-based) City Councilmember elections would not alter the proposed sequence of elections for Elk Grove. For the November 3, 2020 General Election Districts 1 and 3 will be up for consideration, as well as the office of the directly elected mayor. For the November 8, 2022 General Election Districts 2 and 4 will be up for consideration, as well as the office of the directly elected mayor.

Following the public hearing on October 9, 2019 on the proposed maps, a second public hearing has been scheduled for October 23, 2019. After that public hearing, the City Council could consider voting to approve or defeat an ordinance establishing district-based elections. (See City Council Agenda

Item 9.5) Note that if a draft map is revised at or following the public hearing, the revised map must be published on the City's web-site and made available to the public for at least seven days before it could be adopted. Thus, if the Council decides to revise any of the proposed maps, one or more additional public hearings would be necessary.

FISCAL IMPACT:

Demographer services to assist with the public hearing processes to transition to a by-district system of election were authorized in an amount not to exceed \$40,000 on August 28, 2019 by Resolution No. 2019-192.

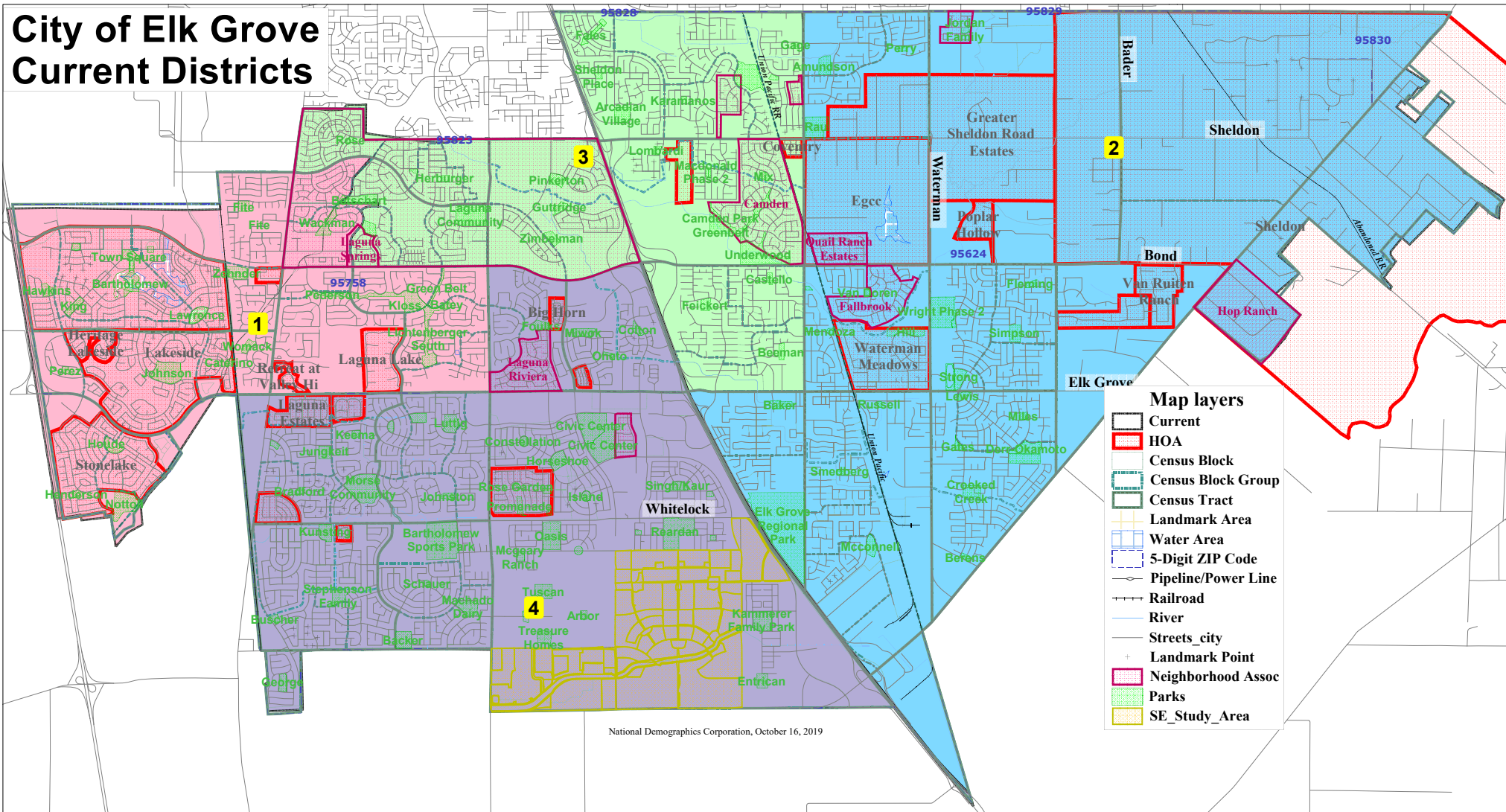
If the City transitions to a by-district method of election, staff anticipates future election costs will increase by an estimated \$42,500, for a total estimated election cost for November 2020 of \$181,000, based on the current registered voter count of 95,000. Attachment 5 provides a review of election costs comparing by-district and from-district councilmember elections (with a directly elected mayor). The Sacramento County Voter Registration and Elections Office released estimates of the November 2020 fees, and the finalized cost guide is expected to publish in spring 2020, which serves as the basis for the election budget submittal by the Office of the City Clerk for Fiscal Year 2020-21.

If the City Council ultimately adopts an ordinance moving to a by-district method of election, the City may also be liable for statutory costs to the prospective plaintiffs of up to an additional \$30,000 (as adjusted by inflation). The matter of those costs is dependent upon the City Council's future action on the decision whether to transition to a by-district election method following the public hearing process; therefore, such costs will be addressed at a later date as necessary.

ATTACHMENTS:

1. Current district map as adopted under Resolution No. 2011-142
2. Map Revision titled "Divided Growth Areas A"
3. Map Revision titled "Divided Growth Areas B" with alteration
4. Resolution No. 2019-191 - Intent to Transition to By-District Elections
5. Cost Comparisons of by- and from-district systems of election

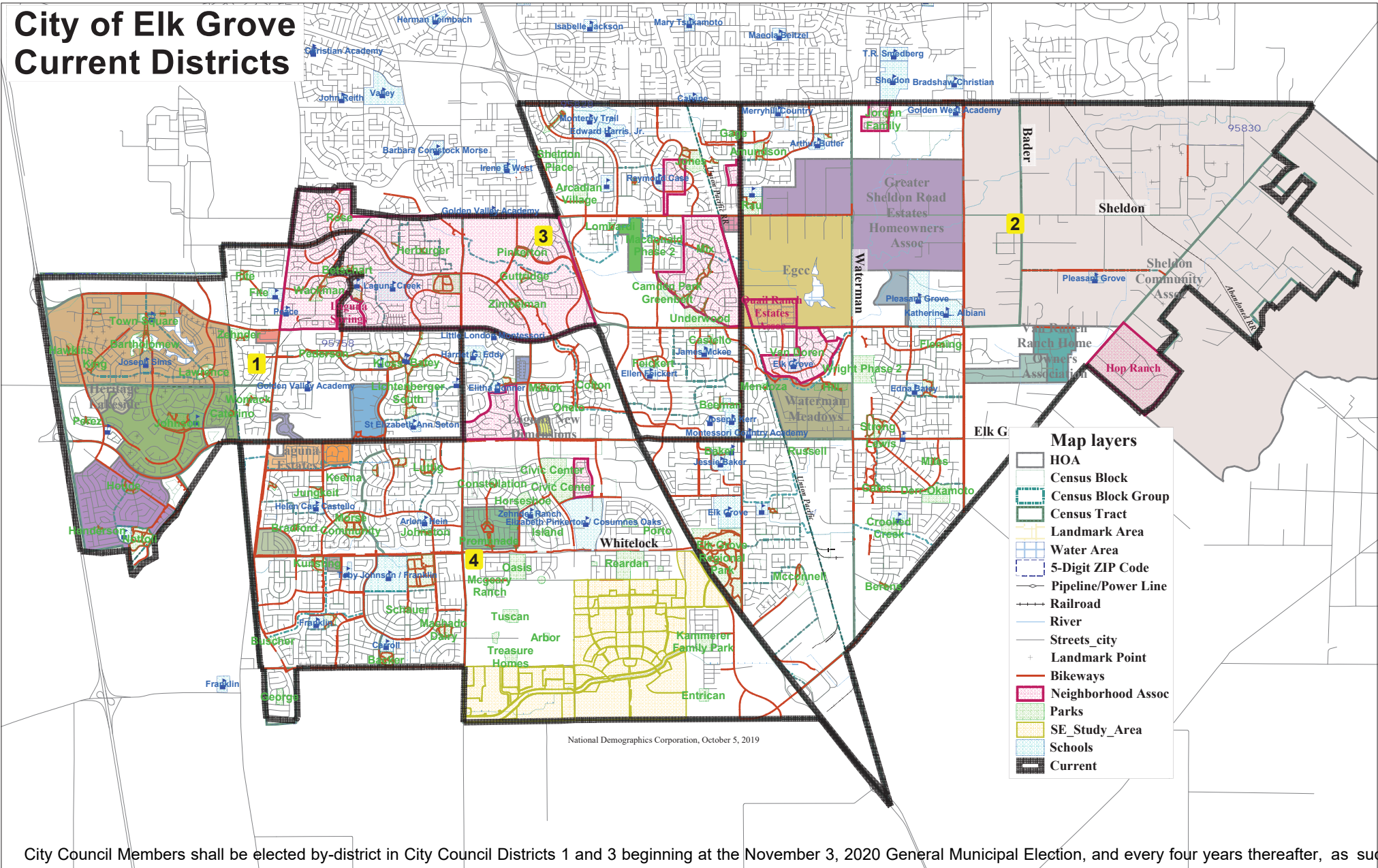
City of Elk Grove Current Districts



National Demographics Corporation, October 16, 2019

City Council Members shall be elected by-district in City Council Districts 1 and 3 beginning at the November 3, 2020 General Municipal Election, and every four years thereafter, as such City Council Districts may be amended from time to time. City Council Members shall be elected by-district in City Council Districts 2 and 4 beginning at the November 8, 2022 General Municipal Election, and every four years thereafter, as such City Council Districts may be amended from time to time. The office of the directly elected mayor shall be elected "at-large" at the November 3, 2020 General Municipal Election, and every two years thereafter.

City of Elk Grove Current Districts



City Council Members shall be elected by-district in City Council Districts 1 and 3 beginning at the November 3, 2020 General Municipal Election, and every four years thereafter, as such City Council Districts may be amended from time to time. City Council Members shall be elected by-district in City Council Districts 2 and 4 beginning at the November 8, 2022 General Municipal Election, and every four years thereafter, as such City Council Districts may be amended from time to time. The office of the directly elected mayor shall be elected "at-large" at the November 3, 2020 General Municipal Election, and every two years thereafter.

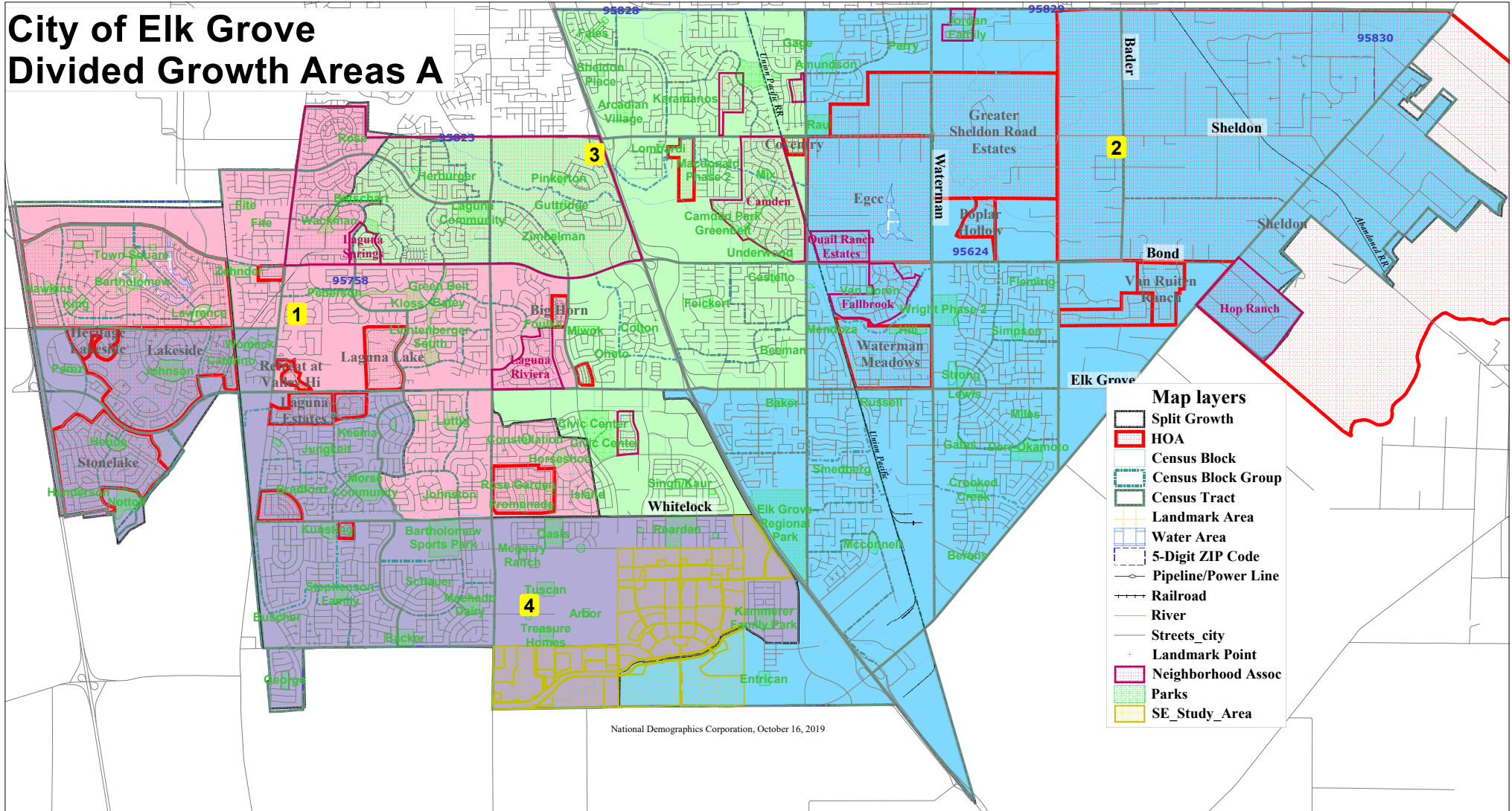
Elk Grove - Current Districts

District		1	2	3	4	Total
	Total Pop	37,908	37,564	37,947	39,596	153,015
	Deviation from ideal	-346	-690	-307	1,342	2,032
	% Deviation	-0.90%	-1.80%	-0.80%	3.51%	5.31%
Total Pop	% Hisp	18%	16%	19%	19%	18%
	% NH White	40%	49%	34%	29%	38%
	% NH Black	12%	9%	12%	14%	12%
	% Asian-American	26%	22%	30%	34%	28%
Citizen Voting Age Pop	Total	25,598	27,064	28,120	28,581	109,363
	% Hisp	16%	13%	17%	17%	16%
	% NH White	42%	54%	37%	29%	40%
	% NH Black	13%	8%	12%	15%	12%
Voter Registration (Nov 2018)	% Asian/Pac.Isl.	27%	23%	34%	37%	30%
	Total	21,967	21,770	20,755	24,903	89,395
	% Latino est.	17%	16%	19%	20%	18%
	% Spanish-Surnamed	15%	14%	17%	18%	16%
	% Asian-Surnamed	13%	12%	16%	17%	15%
	% Filipino-Surnamed	3%	2%	3%	5%	3%
Voter Turnout (Nov 2018)	% NH White est.	52%	61%	47%	41%	50%
	% NH Black	15%	9%	14%	17%	14%
	Total	15,509	15,075	13,339	16,406	60,328
	% Latino est.	16%	15%	17%	19%	17%
	% Spanish-Surnamed	14%	13%	16%	17%	15%
	% Asian-Surnamed	12%	9%	13%	15%	12%
Voter Turnout (Nov 2016)	% Filipino-Surnamed	3%	2%	3%	4%	3%
	% NH White est.	54%	64%	51%	44%	53%
	% NH Black est.	15%	9%	15%	17%	14%
	Total	17,491	17,098	15,352	18,368	68,309
	% Latino est.	16%	15%	18%	19%	17%
	% Spanish-Surnamed	15%	13%	16%	17%	15%
ACS Pop. Est.	% Asian-Surnamed	12%	9%	13%	14%	12%
	% Filipino-Surnamed	3%	2%	3%	4%	3%
	Total	38,486	39,310	39,965	44,182	161,944
Age	age0-19	29%	29%	29%	33%	30%
	age20-60	54%	54%	54%	53%	54%
	age60plus	17%	17%	17%	14%	16%
Immigration	immigrants	21%	20%	24%	27%	23%
	naturalized	69%	75%	80%	75%	75%
Language spoken at home	english	70%	70%	65%	63%	67%
	spanish	9%	7%	9%	9%	8%
	asian-lang	15%	14%	19%	19%	17%
	other lang	7%	8%	8%	8%	8%
Language Fluency	Speaks Eng. "Less than Very Well"	12%	12%	15%	16%	14%
Education (among those age 25+)	hs-grad	49%	58%	59%	50%	54%
	bachelor	28%	23%	22%	28%	25%
	graduatedegree	16%	9%	7%	11%	11%
Child in Household	child-under18	38%	39%	36%	47%	40%
Pct of Pop. Age 16+	employed	60%	60%	58%	60%	60%
Household Income	income 0-25k	13%	12%	13%	11%	12%
	income 25-50k	15%	14%	16%	13%	14%
	income 50-75k	18%	16%	19%	15%	17%
	income 75-200k	45%	49%	46%	53%	48%
	income 200k-plus	9%	10%	6%	8%	8%
Housing Stats	single family	85%	91%	89%	93%	90%
	multi-family	15%	9%	11%	7%	10%
	rented	29%	25%	28%	28%	28%
	owned	71%	75%	72%	72%	72%

Total population data from the 2010 Decennial Census.

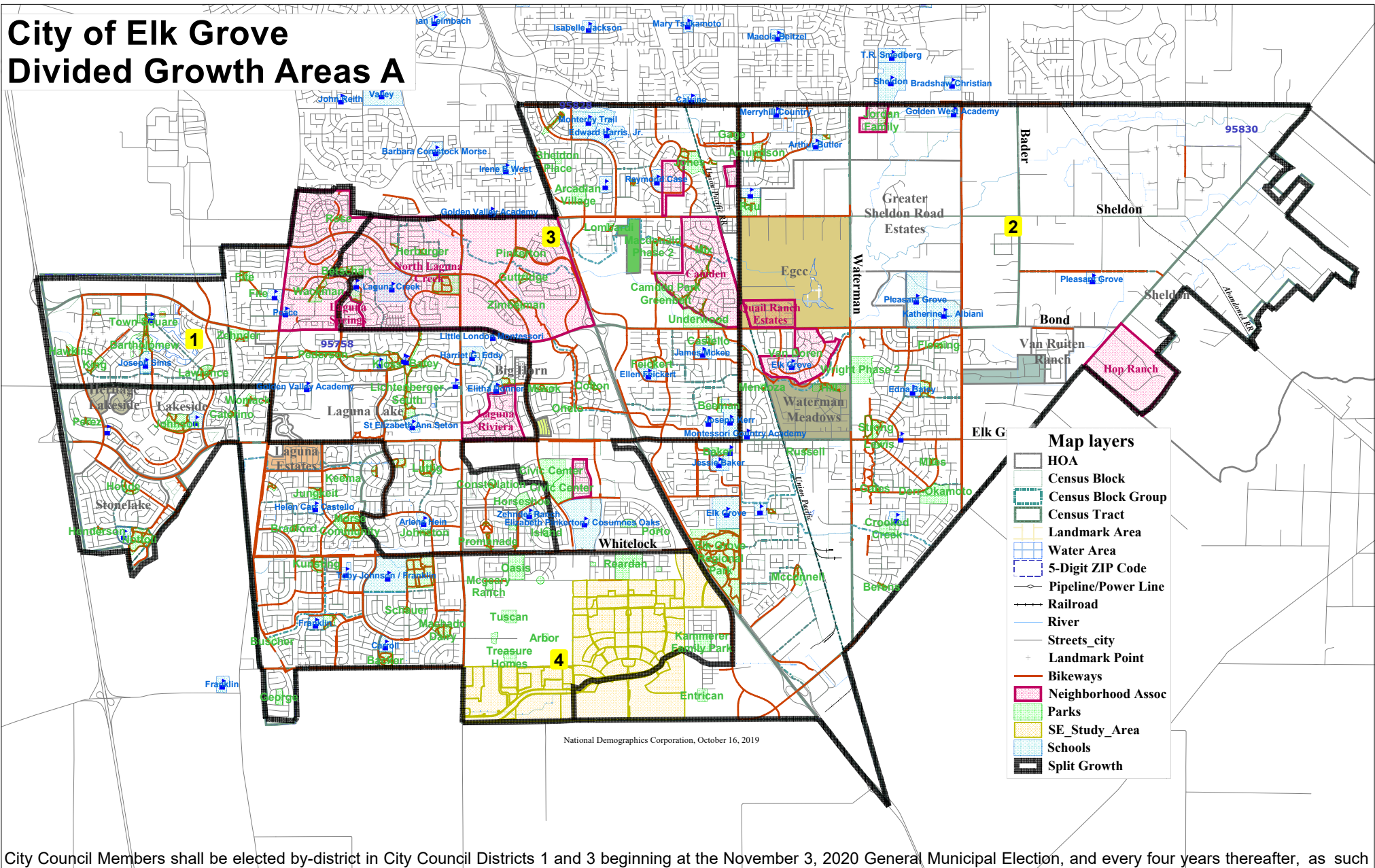
Surname-based Voter Registration and Turnout data from the California Statewide Database.

Latino voter registration and turnout data are Spanish-surname counts adjusted using Census Population Department undercount estimates. NH White and NH Black registration and turnout counts estimated by NDC. Citizen Voting Age Pop., Age, Immigration, and other demographics from the 2013-2017 American Community Survey and Special Tabulation 5-year data



City Council Members shall be elected by-district in City Council Districts 1 and 3 beginning at the November 3, 2020 General Municipal Election, and every four years thereafter, as such City Council Districts may be amended from time to time. City Council Members shall be elected by-district in City Council Districts 2 and 4 beginning at the November 8, 2022 General Municipal Election, and every four years thereafter, as such City Council Districts may be amended from time to time. The office of the directly elected mayor shall be elected "at-large" at the November 3, 2020 General Municipal Election, and every two years thereafter.

City of Elk Grove Divided Growth Areas A



City Council Members shall be elected by-district in City Council Districts 1 and 3 beginning at the November 3, 2020 General Municipal Election, and every four years thereafter, as such City Council Districts may be amended from time to time. City Council Members shall be elected by-district in City Council Districts 2 and 4 beginning at the November 8, 2022 General Municipal Election, and every four years thereafter, as such City Council Districts may be amended from time to time. The office of the directly elected mayor shall be elected "at-large" at the November 3, 2020 General Municipal Election, and every two years thereafter.

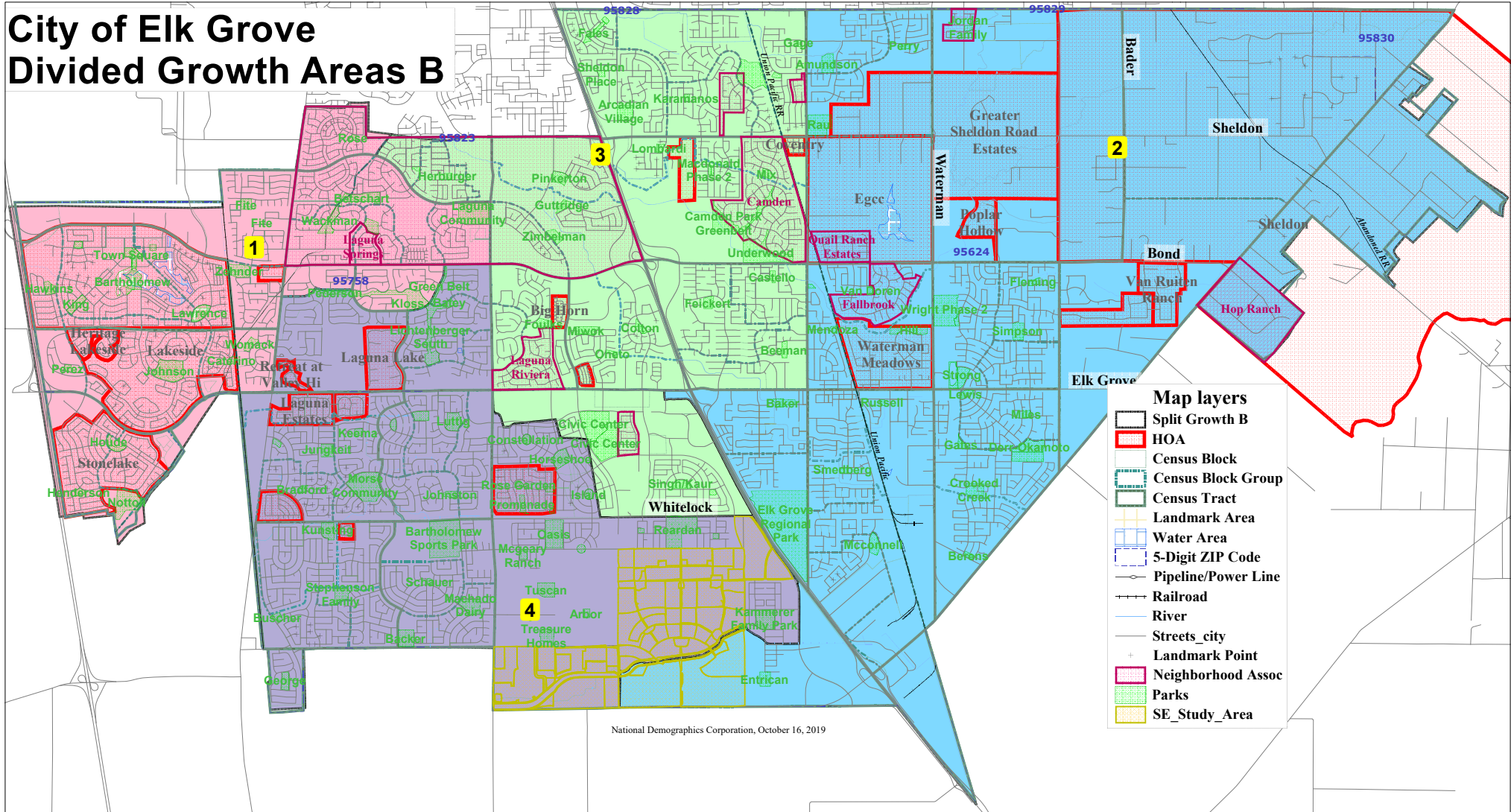
Elk Grove - Divided Growth Areas A

District		1	2	3	4	Total
	Total Pop	38,932	37,567	38,772	37,744	153,015
	Deviation from ideal	678	-687	518	-510	1,365
	% Deviation	1.77%	-1.80%	1.35%	-1.33%	3.57%
Total Pop	% Hisp	19%	16%	19%	18%	18%
	% NH White	39%	49%	35%	29%	38%
	% NH Black	13%	9%	12%	13%	12%
	% Asian-American	25%	22%	29%	36%	28%
Citizen Voting Age Pop	Total	28,549	27,066	28,435	25,311	109,363
	% Hisp	16%	13%	17%	16%	16%
	% NH White	38%	54%	38%	31%	40%
	% NH Black	14%	8%	11%	16%	12%
	% Asian/Pac.Isl.	30%	23%	33%	35%	30%
Voter Registration (Nov 2018)	Total	24,369	21,775	21,258	21,993	89,395
	% Latino est.	19%	16%	19%	18%	18%
	% Spanish-Surnamed	17%	14%	17%	17%	16%
	% Asian-Surnamed	13%	12%	16%	18%	15%
	% Filipino-Surnamed	3%	2%	3%	5%	3%
	% NH White est.	48%	61%	49%	42%	50%
	% NH Black	16%	9%	13%	17%	14%
Voter Turnout (Nov 2018)	Total	16,741	15,078	13,696	14,813	60,328
	% Latino est.	18%	15%	17%	18%	17%
	% Spanish-Surnamed	16%	13%	16%	16%	15%
	% Asian-Surnamed	12%	9%	13%	16%	12%
	% Filipino-Surnamed	3%	2%	3%	4%	3%
	% NH White est.	51%	64%	53%	44%	53%
	% NH Black	16%	9%	14%	17%	14%
Voter Turnout (Nov 2016)	Total	19,086	17,108	15,813	16,303	68,309
	% Latino est.	18%	15%	18%	18%	17%
	% Spanish-Surnamed	16%	13%	16%	16%	15%
	% Asian-Surnamed	11%	9%	13%	16%	12%
	% Filipino-Surnamed	3%	2%	3%	4%	3%
	% NH White est.	52%	65%	52%	44%	53%
	% NH Black est.	15%	8%	14%	18%	14%
ACS Pop. Est.	Total	41,421	39,315	41,083	40,126	161,944
Age	age0-19	28%	29%	29%	34%	30%
	age20-60	55%	54%	54%	53%	54%
	age60plus	17%	17%	18%	13%	16%
Immigration	immigrants	23%	20%	24%	26%	23%
	naturalized	70%	75%	78%	76%	75%
Language spoken at home	english	68%	70%	66%	63%	67%
	spanish	9%	7%	9%	8%	8%
	asian-lang	16%	14%	18%	20%	17%
	other lang	7%	8%	8%	9%	8%
Language Fluency	Speaks Eng. "Less than Very Well"	13%	12%	14%	15%	14%
Education (among those age 25+)	hs-grad	51%	58%	60%	48%	54%
	bachelor	27%	23%	22%	29%	25%
	graduatedegree	13%	9%	7%	14%	11%
Child in Household	child-under18	36%	39%	36%	51%	40%
Pct of Pop. Age 16+	employed	59%	60%	57%	62%	60%
Household Income	income 0-25k	15%	12%	13%	8%	12%
	income 25-50k	14%	14%	17%	13%	14%
	income 50-75k	18%	16%	19%	15%	17%
	income 75-200k	44%	49%	45%	54%	48%
	income 200k-plus	9%	10%	5%	9%	8%
Housing Stats	single family	89%	91%	88%	90%	90%
	multi-family	11%	9%	12%	10%	10%
	rented	29%	25%	30%	27%	28%
	owned	71%	75%	70%	73%	72%

Total population data from the 2010 Decennial Census.

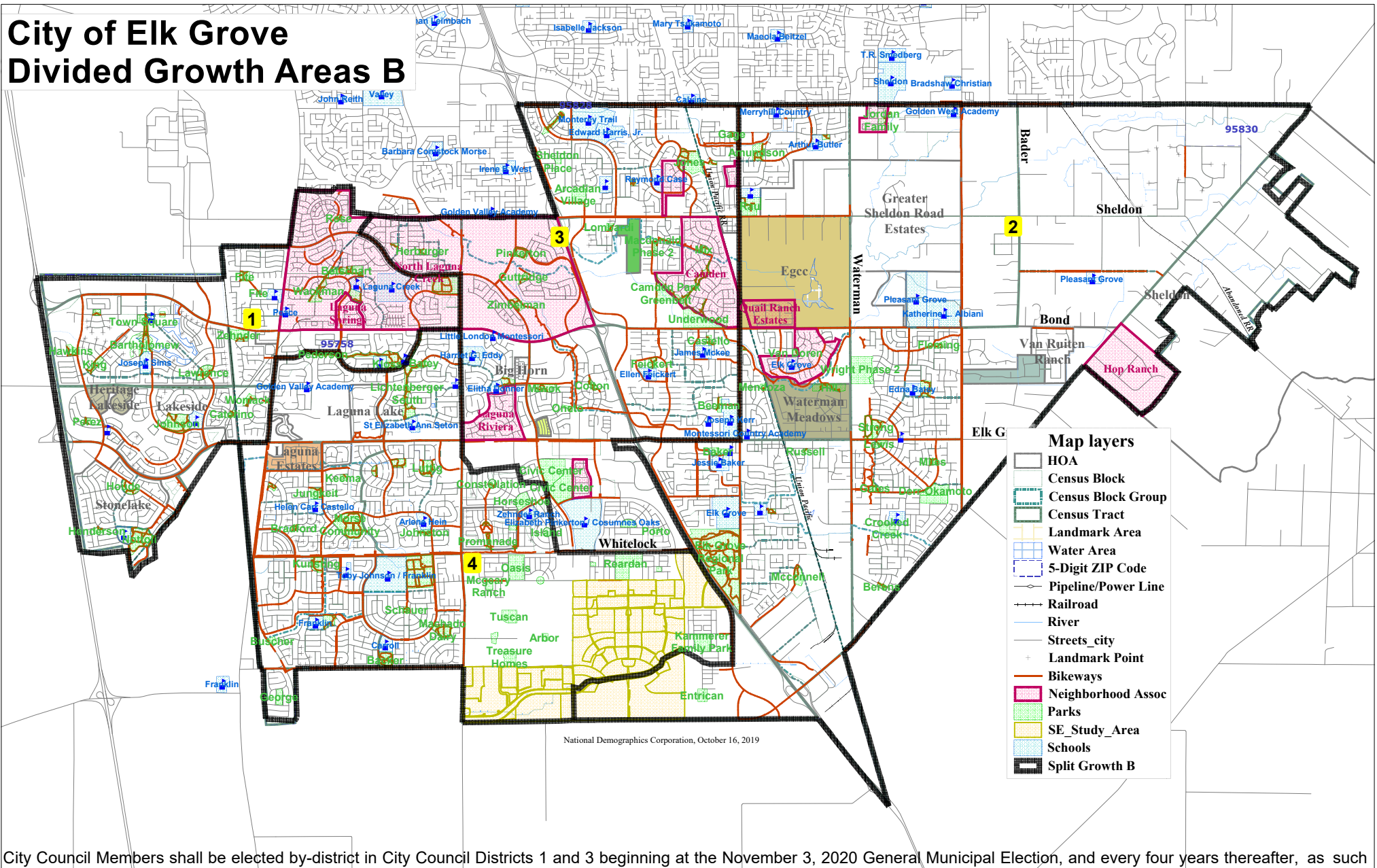
Surname-based Voter Registration and Turnout data from the California Statewide Database.

Latino voter registration and turnout data are Spanish-surname counts adjusted using Census Population Department undercount estimates. NH White and NH Black registration and turnout counts estimated by NDC. Citizen Voting Age Pop., Age, Immigration, and other demographics from the 2013-2017 American Community Survey and Special Tabulation 5-year data.



City Council Members shall be elected by-district in City Council Districts 1 and 3 beginning at the November 3, 2020 General Municipal Election, and every four years thereafter, as such City Council Districts may be amended from time to time. City Council Members shall be elected by-district in City Council Districts 2 and 4 beginning at the November 8, 2022 General Municipal Election, and every four years thereafter, as such City Council Districts may be amended from time to time. The office of the directly elected mayor shall be elected "at-large" at the November 3, 2020 General Municipal Election, and every two years thereafter.

City of Elk Grove Divided Growth Areas B



City Council Members shall be elected by-district in City Council Districts 1 and 3 beginning at the November 3, 2020 General Municipal Election, and every four years thereafter, as such

City Council Districts may be amended from time to time. City Council Members shall be elected by-district in City Council Districts 2 and 4 beginning at the November 8, 2022 General Municipal Election, and every four years thereafter, as such City Council Districts may be amended from time to time. The office of the directly elected mayor shall be elected "at-large" at the November 3, 2020 General Municipal Election, and every two years thereafter.

Elk Grove - Divided Growth Areas B						
District		1	2	3	4	Total
	Total Pop	38,479	37,567	38,985	37,984	153,015
	Deviation from ideal	225	-687	731	-270	1,418
	% Deviation	0.59%	-1.80%	1.91%	-0.71%	3.71%
Total Pop	% Hisp	19%	16%	19%	17%	18%
	% NH White	37%	49%	35%	31%	38%
	% NH Black	13%	9%	12%	13%	12%
	% Asian-American	27%	22%	29%	34%	28%
Citizen Voting Age Pop	Total	26,554	27,066	28,174	27,568	109,363
	% Hisp	17%	13%	17%	15%	16%
	% NH White	37%	54%	38%	33%	40%
	% NH Black	14%	8%	12%	14%	12%
	% Asian/Pac.Isl.	30%	23%	32%	36%	30%
Voter Registration (Nov 2018)	Total	21,383	21,775	22,001	24,236	89,395
	% Latino est.	18%	16%	19%	19%	18%
	% Spanish-Surnamed	16%	14%	17%	17%	16%
	% Asian-Surnamed	14%	12%	15%	17%	15%
	% Filipino-Surnamed	3%	2%	3%	4%	3%
	% NH White est.	48%	61%	48%	44%	50%
	% NH Black	17%	9%	15%	15%	14%
Voter Turnout (Nov 2018)	Total	14,767	15,078	14,164	16,319	60,328
	% Latino est.	17%	15%	18%	19%	17%
	% Spanish-Surnamed	15%	13%	16%	17%	15%
	% Asian-Surnamed	13%	9%	13%	15%	12%
	% Filipino-Surnamed	3%	2%	3%	4%	3%
	% NH White est.	50%	64%	52%	47%	53%
Voter Turnout (Nov 2016)	Total	16,793	17,108	16,340	18,069	68,309
	% Latino est.	17%	15%	18%	19%	17%
	% Spanish-Surnamed	15%	13%	16%	17%	15%
	% Asian-Surnamed	12%	9%	12%	14%	12%
	% Filipino-Surnamed	3%	2%	3%	4%	3%
	% NH White est.	50%	65%	52%	47%	53%
ACS Pop. Est.	Total	39,113	39,315	41,313	42,203	161,944
Age	age0-19	29%	29%	29%	33%	30%
	age20-60	55%	54%	53%	53%	54%
	age60plus	16%	17%	17%	14%	16%
Immigration	immigrants	22%	20%	24%	26%	23%
	naturalized	71%	75%	80%	73%	75%
Language spoken at home	english	68%	70%	66%	63%	67%
	spanish	10%	7%	8%	9%	8%
	asian-lang	16%	14%	18%	19%	17%
	other lang	7%	8%	8%	9%	8%
Language Fluency	Speaks Eng. "Less than Very Well"	13%	12%	14%	15%	14%
Education (among those age 25+)	hs-grad	50%	58%	59%	49%	54%
	bachelor	27%	23%	23%	28%	25%
	graduatedegree	15%	9%	7%	12%	11%
Child in Household	child-under18	38%	39%	37%	47%	40%
Pct of Pop. Age 16+	employed	60%	60%	58%	60%	60%
Household Income	income 0-25k	13%	12%	13%	10%	12%
	income 25-50k	15%	14%	17%	12%	14%
	income 50-75k	18%	16%	19%	15%	17%
	income 75-200k	46%	49%	45%	52%	48%
	income 200k-plus	8%	10%	5%	10%	8%
Housing Stats	single family	86%	91%	87%	94%	90%
	multi-family	14%	9%	13%	6%	10%
	rented	30%	25%	31%	24%	28%
	owned	70%	75%	69%	76%	72%
Total population data from the 2010 Decennial Census.						
Surname-based Voter Registration and Turnout data from the California Statewide Database.						
Latino voter registration and turnout data are Spanish-surname counts adjusted using Census Population Department undercount estimates. NH White and NH Black registration and turnout counts estimated by NDC. Citizen Voting Age Pop., Age, Immigration, and other demographics from the 2013-2017 American Community Survey and Special Tabulation 5-year data.						

RESOLUTION NO. 2019-191

**A RESOLUTION OF THE CITY COUNCIL OF THE CITY OF ELK GROVE
DECLARING ITS INTENT TO TRANSITION TO BY-DISTRICT (DISTRICT-BASED)
CITY COUNCILMEMBER ELECTIONS CONSISTENT WITH
ELECTIONS CODE SECTION 10010**

WHEREAS, the City of Elk Grove ("City") is a general law city and currently has a "from-district" election method whereby four members of the City Council are required to reside within designated districts of the City, with voters of the entire City electing these four members of the City Council, which election method is considered an "at-large method of election" under Elections Code section 14026; and

WHEREAS, the City has an elected Mayor, pursuant to Government Code section 34902, whereby the Mayor is directly elected on a citywide basis by the voters of the entire City for a two-year term; and

WHEREAS, on July 15, 2019, the City received a letter by certified mail from the law firm of Shenkman & Hughes, P.C. asserting that the City's at-large City Council electoral system violates the California Voting Rights Act ("CVRA") and threatening litigation against the City if the City does not voluntarily change its at-large system of electing City Councilmembers; and

WHEREAS, Government Code section 34886 authorizes the City to adopt an ordinance to change to a by-district system without submitting the ordinance to the voters for approval; and

WHEREAS, while the City Council feels that the City's current system of election is consistent with applicable law, including, without limitation, the California Voting Rights Act of 2001 (Elections Code sections 14025, *et seq.*) given the risk and costs of potential litigation over the City's election method, and other considerations of the City Council, the City Council intends to transition to a by-district (district-based) method of election whereby four members of the City Council would be elected by voters of an identified district within the City alone, all in furtherance of the purposes of the California Voting Rights Act of 2001; and

WHEREAS, the City intends to retain an elected mayor, who shall remain elected on a citywide basis by the voters of the entire City for a two-year term.

NOW, THEREFORE, BE IT RESOLVED that:

- 1) The City Council hereby expresses its intent to transition to a by-district (district-based) system of election for its four City Councilmembers, as set forth herein; and
- 2) The City Council intends to commence the process for drawing of district maps for district boundaries consistent with the procedures set forth at Elections Code section 10010, including the holding of public hearings and meetings as required by Elections Code section 10010 and/or other

applicable law; the estimated time frame to facilitate this transition to a by-district (district-based) election method is ninety (90) days from the date of passage of this resolution, which estimated time frame is subject to revision; and

- 3) The City Council directs the City Manager to retain the services of a qualified demographic consultant to assist in the development of districts maps; and
- 4) Following the development of district maps, the City Council intends to adopt an ordinance transitioning to a by-district (district-based) election method, pursuant to Elections Code section 10010 and Government Code section 34886, utilizing the district maps developed through the district mapping process; and
- 5) The City intends by the ordinance transitioning to a by-district (district-based) election method to retain the position of a directly elected mayor as an office elected on a citywide basis by the voters of the entire City for a two-year term.

PASSED AND ADOPTED by the City Council of the City of Elk Grove this 28th day of August 2019




STEVE LY, MAYOR of the
CITY OF ELK GROVE

ATTEST:


JASON LINDGREN, CITY CLERK

APPROVED AS TO FORM:


JONATHAN P. HOBBS,
CITY ATTORNEY

CERTIFICATION
ELK GROVE CITY COUNCIL RESOLUTION NO. 2019-191

STATE OF CALIFORNIA)
COUNTY OF SACRAMENTO) **ss**
CITY OF ELK GROVE)

I, Jason Lindgren, City Clerk of the City of Elk Grove, California, do hereby certify that the foregoing resolution was duly introduced, approved, and adopted by the City Council of the City of Elk Grove at a regular meeting of said Council held on August 28, 2019 by the following vote:

AYES: **COUNCILMEMBERS:** *Ly, Hume, Detrick, Nguyen, Suen*

NOES: **COUNCILMEMBERS:** *None*

ABSTAIN: **COUNCILMEMBERS:** *None*

ABSENT: **COUNCILMEMBERS:** *None*



Jason Lindgren, City Clerk
City of Elk Grove, California

Comparison of “From” and “By” District General Election Costs ^A

	Set-Up Fee per Contest	First contest (Mayor)	Additional Contests	Total	Cost Difference
<p>Current “From” district General Municipal Election Cost Model</p> <p>Mayor plus two districts per election – all voted at large = one ballot for all voters</p>	<p>\$ 2,008.00</p>	<p>\$ 0.9051 / registered voter</p> <hr/> <p>95,000^B x \$0.9051^C</p> <p>\$ 85,984.50</p>	<p>\$ 0.0556 / registered voter Two subsequent contests</p> <p>95,000 x \$0.0556^C x 2 subsequent contests</p> <hr/> <p>\$ 10,564.00</p>	<p>\$ 98,556.50</p>	<p>N/A</p>
<p>“By” district General Election Cost Model</p> <p>Mayor plus two districts per election – one at large contest plus two additional “by” district contests = three separate ballots for three different voter groups</p>	<p>\$ 2,008.00 x 3 contests</p> <hr/> <p>\$ 6,024.00</p>	<p>\$ 0.9051 / registered voter</p> <hr/> <p>95,000^B x \$0.9051</p> <p>\$ 85,984.50</p>	<p>\$ 0.9051 / registered voter Two additional contests</p> <p><i>District 1 or 2 (alternating elections)</i> 23,750^D x \$0.9051 = \$ 21,496.125</p> <p><i>District 3 or 4 (alternating elections)</i> 23,750^D x \$0.9051 = \$ 21,496.125</p> <hr/> <p>\$ 42,992.25</p>	<p>\$ 135,000.75</p>	<p><i>Increase of</i> \$ 36,444.25</p>

- A. Based on the Sacramento County Voter Registration and Election Specialized Services Schedule of Fees and Charges for 2018 and 2019.
- B. Assumptions use a Registered Voter population of 95,000.
- C. Individual contest multiplier of 0.9051 per voter; multiplier of 0.0556 per voter for subsequent contests with same voter base.
- D. Assumption that the district maps utilized would approximately divide the registered voter count evenly (95,000 ÷ 4 = 23,750).

Running a measure (City-sponsored) and/or initiative/referendum/recall (voter-sponsored) under either the “from” or “by” district model has a cost of \$5,282 (a measure is considered a subsequent contest voted citywide (95,000 x 0.0556)).



Incorporated July 1, 2000

8401 Laguna Palms Way
Elk Grove, California 95758

CITY OF ELK GROVE

Telephone: (916) 683-7111
Fax: (916) 627-4400
www.elkgrovecity.org

City of Elk Grove – City Council NOTICE OF PUBLIC HEARINGS

NOTICE IS HEREBY GIVEN that on **Wednesday, October 23, 2019, at 6:00 p.m.**, or as soon thereafter as the matter may be heard, at the City Hall Council Chambers, 8400 Laguna Palms Way, Elk Grove, California, the City Council of the City of Elk Grove shall hold public hearings whereby oral and written presentations may be made and consideration given regarding input on the composition of voting districts for City Councilmember elections, as well as the introduction of an ordinance implementing a by-district election system for City Councilmember elections. The public is invited to provide comment and input regarding the content of the draft map or maps and the proposed ordinance.

Public hearings were held September 11, 2019 and September 25, 2019 to receive input regarding the composition of the districts for a by-district election system, and a public hearing was held October 9, 2019 to receive input regarding the content of the draft map or maps. Draft maps are published, as directed by the City Council, on the City of Elk Grove website and can be accessed at the following location:

http://www.elkgrovecity.org/city_hall/city_government/city_council/district-based_voting

At its meeting on August 28, 2019, the Elk Grove City Council adopted Resolution No. 2019-191 expressing the intent to transition and take steps toward implementing a by-district election system for City Councilmembers.

Information regarding these items are available in the Office of the City Clerk of the City of Elk Grove located at 8401 Laguna Palms Way, Elk Grove, California, 95758. All interested persons are invited to present their views and comments on this matter. Written statements may be filed with the City Clerk at any time prior to the close of the hearings scheduled herein, and oral statements may be made at said hearings.

If you challenge the subject matter in court, you may be limited to raising only those issues you or someone else raised at the public hearings described in this notice or in written correspondence delivered to the City Clerk, 8401 Laguna Palms Way, 1st Floor, Elk Grove, CA, 95758, at or prior to the close of the public hearings.

Dated / Published: October 16, 2019

JASON LINDGREN
CITY CLERK, CITY OF ELK GROVE

ADA COMPLIANCE STATEMENT

In compliance with the Americans with Disabilities Act, if you need special assistance to participate in this meeting, please contact the Office of the City Clerk at (916) 478-3635. Notification 48 hours prior to the meeting will enable the City to make reasonable arrangements to ensure accessibility to this meeting.